

## **NDBI006: Query Languages II**

<http://www.ksi.mff.cuni.cz/~svoboda/courses/192-NDBI006/>

Lecture 3

# **SQL/XML**

**Martin Svoboda**

svoboda@ksi.mff.cuni.cz

3. 3. 2020

**Charles University**, Faculty of Mathematics and Physics

# Introduction

- **SQL/XML**
  - **Extension to SQL for XML data**
    - XML Datatype
    - Constructs
      - Functions, constructors, mappings, XQuery embedding, ...
- **Standards**
  - **SQL:2011-14 (ISO/IEC 9075-14:2011)**
    - Older versions 2003, 2006, 2008

# Example

- **Table:** books

id	catalogue	title	details	language
1	c1	Red	<author>John</author> <author>Peter</author>	en
2	c1	Green	<price>25</price>	NULL
3	c2	Blue	<author>John</author>	en

- **Table:** languages

code	name
en	English
cs	Czech

# Example

- Query

```
SELECT
  id,
  XMLELEMENT (
    NAME "book",
    XMLELEMENT (NAME "title", title),
    details
  ) AS book
FROM books
WHERE (language = "en")
ORDER BY title DESC
```

# Example

- **Result**

id	book
3	<pre>&lt;book&gt;   &lt;title&gt;Blue&lt;/title&gt;   &lt;author&gt;John&lt;/author&gt; &lt;/book&gt;</pre>
1	<pre>&lt;book&gt;   &lt;title&gt;Red&lt;/title&gt;   &lt;author&gt;John&lt;/author&gt;   &lt;author&gt;Peter&lt;/author&gt; &lt;/book&gt;</pre>

# XML Datatype

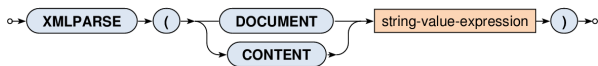
- Traditional types
  - BLOB, CLOB, VARCHAR, ...
- **Native XML type**
  - Collection of information items
    - Based on XML Information Set (**XML Infoset**)
      - Elements, attributes, processing instructions, ...
      - But we also allow fragments without exactly one root element
        - » This means that XML values may not be XML documents
  - NULL

# Parsing XML Values

- XMLPARSE

- Creates an XML value from a string

- DOCUMENT – well-formed document with exactly one root
    - CONTENT – well-formed fragment

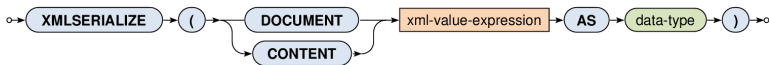


```
SELECT XMLPARSE (  
    DOCUMENT "<book><title>Red</title></book>"  
) AS result
```

result
<book> <title>Red</title> </book>

# Serializing XML Values

- XMLSERIALIZE
  - Exports an XML value to a string



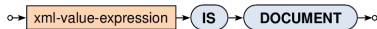
```
SELECT
  id, title,
  XMLSERIALIZE(CONTENT details AS VARCHAR(100)) AS export
FROM books
```

id	title	export
1	Red	<author>John</author><author>Peter</author>
...	...	...



# Well-Formedness Predicate

- IS DOCUMENT
  - **Tests whether an XML value is an XML document**
    - Returns `TRUE` if there is right one root element
    - Otherwise `FALSE`



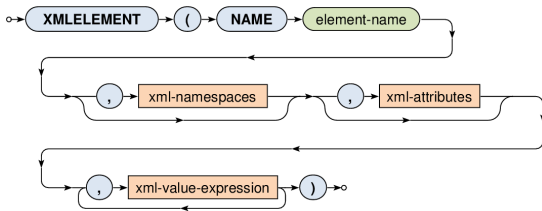
# Constructors

- Functions for construction of XML values...
  - **XMLELEMENT** – elements
  - **XMLNAMESPACES** – namespace declarations
  - **XMLATTRIBUTES** – attributes
  - **XMLCOMMENT** – comments
  - **XMLPI** – processing instructions
  - **XMLFOREST** – sequences of elements
  - **XMLCONCAT** – concatenations of values
  - **XMLAGG** – aggregates

# Elements

- XMLEMENT

- **Creates an XML element** with a given name and...
  - optional **namespace declarations**
  - optional **attributes**
  - optional **element content**



# Elements: Example 1

```
SELECT
  id,
  XMLELEMENT (NAME "book", title) AS result
FROM books
ORDER BY id
```

id	result
1	<book>Red</book>
2	<book>Green</book>
3	<book>Blue</book>

# Elements: Example 2: Subelements

```
SELECT
  id,
  XMLELEMENT (
    NAME "book",
    XMLELEMENT (NAME "title", title),
    XMLELEMENT (NAME "language", language)
  ) AS records
FROM books
```

id	records
1	<pre>&lt;book&gt;   &lt;title&gt;Red&lt;/title&gt;   &lt;language&gt;en&lt;/language&gt; &lt;/book&gt;</pre>
...	...

# Elements: Example 3: Mixed Content

```
SELECT
  id,
  XMLELEMENT (
    NAME "info",
    "Book ", XMLELEMENT(NAME "title", title),
    " with identifier equal to", id, "."
  ) AS description
FROM books
```

id	description
1	<info> Book <title>Red</title> with identifier equal to 1. </info>
...	...

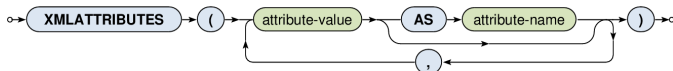
# Elements: Example 4: Subqueries

```
SELECT
  id,
  XMLELEMENT(NAME "title", title) AS book,
  XMLELEMENT (
    NAME "language",
    (SELECT name FROM languages WHERE (code = language))
  ) AS description
FROM books
```

id	book	description
1	<title>Red</title>	<language>English</language>
...	...	...

# Attributes

- XMLATTRIBUTES
  - **Creates a set of attributes**
  - Input: list of values
    - Each value must have an **explicit / implicit name**
      - It is used as a name for the given attribute
      - Implicit names can be derived, e.g., from column names
  - Output: XML value with a set of attributes





# Attributes: Example

```
SELECT
  id,
  XMLELEMENT (NAME "book",
    XMLATTRIBUTES (
      language, catalogue AS "location"
    ),
    XMLELEMENT (NAME "title", title)
  ) AS book
FROM books
```

id	book
1	<book language="en" location="c1"> <title>Red</title> </book>
...	...

# Element Sequences

- XMLFOREST

- Creates a sequence of XML elements

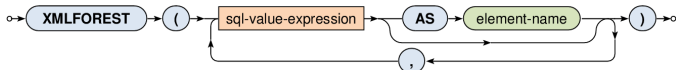
- Input: list of SQL values

- Individual content expressions evaluated to `NULL` are ignored
    - If all the expressions are evaluated to `NULL`, then `NULL` is returned

- Each content value must have an **explicit / implicit name**

- It is used as a name for the given element

- Output: XML value with a sequence elements



# Element Sequences: Example

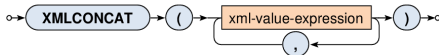
```
SELECT
  id,
  XMLFOREST (
    title, language, catalogue AS location
  ) AS book
FROM books
```

id	book
1	<code>&lt;title&gt;Red&lt;/title&gt;</code> <code>&lt;language&gt;en&lt;/language&gt;</code> <code>&lt;location&gt;c1&lt;/location&gt;</code>
2	<code>&lt;title&gt;Green&lt;/title&gt;</code> <code>&lt;location&gt;c1&lt;/location&gt;</code>
...	...

# Concatenation

- XMLCONCAT

- **Creates a sequence from a list of values**
- Input: list of XML values
  - Individual content expressions evaluated to `NULL` are ignored
  - If all the expressions are evaluated to `NULL`, then `NULL` is returned
- Output: XML value with a sequence of values



# Concatenation: Example

```
SELECT
  id,
  XMLCONCAT (
    XMLELEMENT (NAME "book", title),
    details
  ) AS description
FROM books
```

id	description
1	<b>&lt;book&gt;Red&lt;/book&gt; &lt;author&gt;John&lt;/author&gt; &lt;author&gt;Peter&lt;/author&gt;</b>
...	...

# XML Aggregation

- XMLAGG

- **Aggregates rows within a given super row**

- I.e. acts as a standard aggregate function (like SUM, AVG, ...)

- **Input: rows within a given super row**

- These rows can first be optionally sorted (**ORDER BY**)

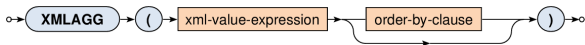
- For each row an XML value is generated as described

- Individual rows evaluated to `NULL` values are ignored

- All the generated XML values are then concatenated

- If all the rows are evaluated to `NULL`, then `NULL` is returned

- **Output: XML value with a sequence of items**



# XML Aggregation: Example

```
SELECT
  catalogue,
  XMLAGG (
    XMLELEMENT (NAME "book", XMLATTRIBUTES (id),
      title)
    ORDER BY id
  ) AS list
FROM books
GROUP BY catalogue
```

catalogue	list
c1	<book id="1">Red</book> <book id="2">Green</book>
c2	<book id="3">Blue</book>

# Querying

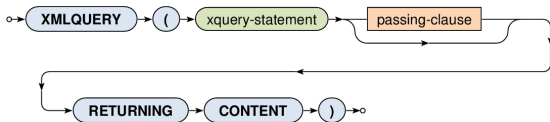
- Query constructs
  - Based on XQuery language
  - **XMLQUERY** – returns query result
    - Usually in SELECT clauses
  - **XMLTABLE** – decomposes query result into a table
    - Usually in FROM clauses
  - **XMLEXISTS** – tests query result non-emptiness
    - Usually in WHERE clauses



# XQuery Statements

- XMLQUERY

- Evaluates an XQuery statement and returns its result
- Input:
  - XML values declared in an optional **PASSING** clause
- Output: XML value

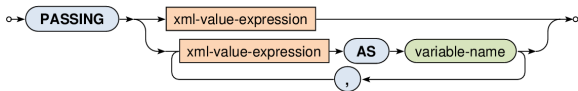


# XQuery Statements

- XMLQUERY

- Input data

- When **only one input value** is specified...
      - its content is accessible via / inside the XQuery statement
    - When **one or more named variables** are specified...
      - their content is accessible via \$variable-name/



# XQuery Statements: Example

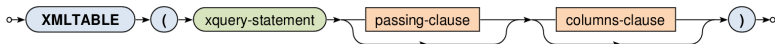
```
SELECT
  id, title,
  XMLQUERY (
    "<authors>{ count($data/author) }</authors>"
    PASSING details AS data
    RETURNING CONTENT
  ) AS description
FROM books
```

id	title	description
1	Red	<authors>2</authors>
...	...	...

# XML Tables

- XMLTABLE

- **Decomposes an XQuery result into a virtual table**
- Output:
  - When **COLUMNS** clause is specified...
    - Table containing the XQuery result being shredded into individual rows and columns according to the description
  - Otherwise...
    - Table containing the XQuery result being shredded into individual rows with only one XML value column



# XML Tables: Example 1

```
SELECT
  id, title, result.*
FROM
  books,
  XMLTABLE (
    "<authors>{ count($data/author) }</authors>"
    PASSING books.details AS data
  ) AS result
```

id	title	result
1	Red	<authors>2</authors>
...	...	...


# XML Tables: Example 2

```
SELECT
  id, title, result.count
FROM
  books,
  XMLTABLE (
    "<authors>{ count($data/author) }</authors>"
    PASSING books.details AS data
    COLUMNS
      count INTEGER PATH "authors/text()"
  ) AS result
```

id	title	count
1	Red	2
...	...	...

# Exists Predicate

- XMLEXISTS
  - Tests an XQuery statement result for non-emptiness
  - Output: Boolean value
    - Returns `TRUE` for result sequences that are not empty
    - Otherwise `FALSE`



# Exists Predicate: Example

```
SELECT books.*  
FROM books  
WHERE  
    XMLEXISTS (  
        "/author"  
        PASSING details  
    )
```

id	catalogue	title	details	language
1	c1	Red	<author>John</author> <author>Peter</author>	en
3	c2	Blue	<author>John</author>	en