

B4M36DS2, BE4M36DS2: Database Systems 2

<http://www.ksi.mff.cuni.cz/~svoboda/courses/171-B4M36DS2/>

Lecture 7

Key-Value Stores: RiakKV

Martin Svoboda

martin.svoboda@fel.cvut.cz

13. 11. 2017

Charles University in Prague, Faculty of Mathematics and Physics

Czech Technical University in Prague, Faculty of Electrical Engineering

Lecture Outline

Key-value stores

- Introduction

RiakKV

- Data model
- HTTP interface
- **CRUD operations**
- **Links** and **Link walking**
- Data types
- **Search 2.0**
- Internal details

Key-Value Stores

Data model

- The most simple NoSQL database type
 - Works as a simple hash table (mapping)
- **Key-value pairs**
 - **Key** (id, identifier, primary key)
 - **Value**: binary object, black box for the database system

Query patterns

- Create, update or remove value for a given key
- **Get value** for a given key

Characteristics

- Simple model \Rightarrow **great performance, easily scaled, ...**
- Simple model \Rightarrow **not for complex queries nor complex data**

Key Management

How the keys should actually be designed?

- **Real-world** identifiers
 - E.g. e-mail addresses, login names, ...
- **Automatically generated** values
 - Auto-increment integers
 - Not suitable in peer-to-peer architectures!
 - Complex keys
 - Multiple components / combinations of time stamps, cluster node identifiers, ...
 - Used in practice instead

Prefixes describing entity types are often used as well

- E.g. `movie_medvidek`, `movie_223123`, ...

Query Patterns

Basic **CRUD** operations

- Only when a key is provided
- \Rightarrow knowledge of the keys is essential
 - It might even be difficult for a particular database system to provide a list of all the available keys!

Accessing the contents of the value part is not possible in general

- But we could instruct the database how to **parse the values**
- ... so that we can **index** them based on certain **search criteria**

Batch / sequential processing

- **MapReduce**

Other Functionality

Expiration of key-value pairs

- Objects are **automatically removed** from the database **after a certain interval of time**
- Useful for user sessions, shopping carts etc.

Links between key-value pairs

- Values can be mutually interconnected via links
- These links can be traversed when querying

Collections of values

- Not only ordinary values can be stored, but also their collections (e.g. **ordered lists**, **unordered sets**, ...)

Particular functionality always depends on the store we use!

Riak Key-Value Store



RiakKV

Key-value store

- <http://basho.com/products/riak-kv/>
- Features
 - Open source, incremental scalability, high availability, operational simplicity, decentralized design, automatic data distribution, advanced replication, fault tolerance, ...
- Developed by **Basho Technologies**
- Implemented in **Erlang**
 - General-purpose, concurrent, garbage-collected programming language and runtime system
- Operating system: **Linux**, Mac OS X, ... (not Windows)
- Initial release in 2009

Data Model

Riak database system structure

Instance (\rightarrow bucket types) \rightarrow **buckets** \rightarrow **objects**

- **Bucket** = **collection of objects** (logical, not physical collection)
 - Various properties are set at the level of buckets
 - E.g. default replication factor, read / write quora, ...
- **Object** = **key-value pair**
 - **Key** is a Unicode string
 - **Unique within a bucket**
 - **Value** can be anything (text, binary object, image, ...)
 - Each object is also associated with **metadata**
 - E.g. its **content type** (text/plain, image/jpeg, ...),
 - and other internal metadata as well

Data Model

Design Questions

How buckets and objects should be modeled?

- **Buckets with objects of a single entity type**
 - E.g. one bucket for actors, one for movies, each actor and movie has its own object
- **Buckets with objects of various entity types**
 - E.g. one bucket for both actors and movies, each actor and movie has its own object once again
 - Structured keys might then help
 - E.g. actor_trojan, movie_medvidek
- Buckets with complex objects containing various data
 - E.g. one object for all the actors, one for all the movies

Riak Usage: Querying

Basic **CRUD** operations

- Create, Read, Update, and Deleate
- Based on a **key look-up**

Extended functionality

- **Links** – relationships between objects and their traversal
- **Search 2.0** – full-text queries accessing values of objects
- **MapReduce**
- ...

Riak Usage: API

Application interfaces

- **HTTP API**
 - All the user requests are submitted as **HTTP requests** with appropriately selected / constructed **methods**, **URLs**, **headers**, and **data**
- Protocol Buffers API
- Erlang API

Client libraries for a variety of programming languages

- Official: Java, Ruby, Python, C#, PHP, ...
- Community: C, C++, Haskell, Perl, Python, Scala, ...

Riak Usage: HTTP API

cURL tool

- Allows to **transfer data from / to a server using HTTP** (or other supported protocols)

Options

- -X **command**, --request **command**
 - HTTP **request method to be used** (GET, ...)
- -d **data**, --data **data**
 - **Data to be sent** to the server (implies the **POST method**)
- -H **header**, --header **header**
 - **Extra headers** to be included when sending the request
- -i, --include
 - Prints both headers and (not just) body of a response

Basic Operations

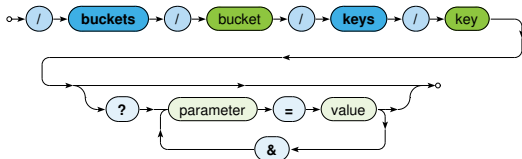
CRUD Operations

Basic operations on objects

- **Create**: POST or PUT methods
 - **Inserts a key-value pair** into a given bucket
 - Key is specified manually, or will be generated automatically
- **Read**: GET method
 - **Retrieves a key-value pair** from a given bucket
- **Update**: PUT method
 - **Updates a key-value pair** in a given bucket
- **Delete**: DELETE method
 - **Removes a key-value pair** from a given bucket

CRUD Operations

URL pattern of HTTP requests for all the CRUD operations



Optional parameters (depending on the operation)

- r, w : read / write quorum to be attained
- ...

CRUD Operations

Create and Update

Inserts / updates a key-value pair in a given bucket

- **PUT** method
 - Should be used when a **key is specified explicitly**
 - Transparently **inserts / updates** (replaces) a given object
- **POST** method
 - When a **key is to be generated automatically**
 - Always **inserts** a new object
- Buckets are created transparently whenever needed

Example

```
curl -i -X PUT
-H 'Content-Type: text/plain'
-d 'Ivan Trojan, 1964'
http://localhost:8098/buckets/actors/keys/trojan
```

CRUD Operations

Read

Retrieves a **key-value pair** from a given bucket

- Method: **GET**

Example

Request

```
curl -i -X GET  
http://localhost:8098/buckets/actors/keys/trojan
```

Response

```
...  
Content-Type: text/plain  
...
```

```
Ivan Trojan, 1964
```

CRUD Operations

Delete

Removes a key-value pair from a given bucket

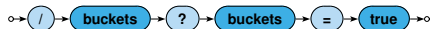
- Method: **DELETE**
- If a given object does not exist, it does not matter

Example

```
curl -i -X DELETE  
http://localhost:8098/buckets/actors/keys/trojan
```

Bucket Operations

Lists all the buckets (buckets with at least one object)



```
curl -i -X GET http://localhost:8098/buckets?buckets=true
```

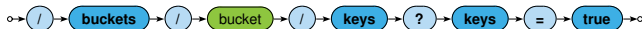
Content-Type: application/json

```
{  
  "buckets" : [ "actors", "movies" ]  
}
```

Bucket Operations

Lists all the keys within a given bucket

- Not recommended to be used in production environments since it is a very expensive operation



```
curl -i -X GET http://localhost:8098/buckets/actors/keys?keys=true
```

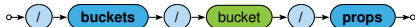
Content-Type: application/json

```
{  
  "keys" : [ "trojan", "machacek", "schneiderova", "sverak" ]  
}
```

Bucket Operations

Setting and retrieval of **bucket properties**

- Properties
 - `n_val`: replication factor
 - `r, w, ...`: read / write quora and their alternatives
 - ...
- Requests
 - GET / PUT method: **retrieve** / **set** bucket properties



Example

```
{  
  "props" : { "n_val" : 3, "w" : "all", "r" : 1 }  
}
```

Links and Link Walking

Links and Link Walking

Links

- **Links** are metadata that establish **one-way relationships** between pairs of objects
 - Act as lightweight pointers between individual key-value pairs
 - I.e. represent and **extension to the pure key-value data model**
- Each link...
 - is defined within the source object
 - is associated with a **tag** (sort of link type)
 - can be traversed in a given direction only
 - may connect objects even from different buckets
- Multiple links can lead from / to a given object

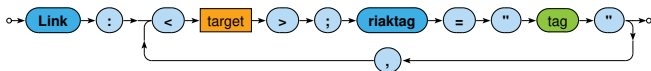
Link walking

- New way of querying – navigation between objects using links

Links

How are links defined?

- **Special Link header** is used for this purpose
- Multiple link headers can be provided, or equivalently multiple links within one header



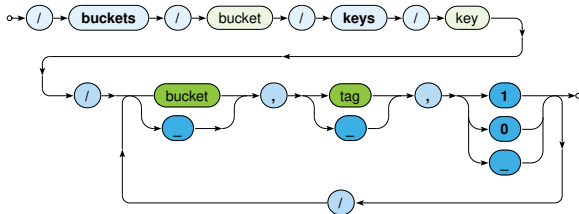
Example

```
curl -i -X PUT
-H 'Content-Type: text/plain'
-H 'Link: </buckets/actors/keys/trojan>; riaktag="tactor"'
-H 'Link: </buckets/actors/keys/machacek>; riaktag="tactor"'
-d 'Medvídek, 2007'
http://localhost:8098/buckets/movies/keys/medvidek
```

Link Walking

How can links be traversed?

- Standard **GET requests** with **link traversal description**
 - Exactly one object where the traversal is initiated
 - Accessed in a standard way
 - Single or multiple **navigational steps** then follow



Link Walking

Parameters of navigation steps

- *Bucket*
 - Only objects from a certain **target bucket** are selected
 - _ when not limited to any particular bucket
- *Tag*
 - Only links of a given **tag** are considered
 - _ when not limited to any particular tag
- *Keep*
 - 1 when the discovered objects should be **included in the result**
 - 0 otherwise
 - _ means 1 for the very last step, 0 for all the other preceding

Link Walking

Examples

Actors who played in *Medvídek* movie

```
curl -i -X GET
  http://localhost:8098/buckets/movies/keys/medvidek
    /actors,tactor,1
```

```
Content-Type: multipart/mixed; boundary=...
```

Movies in which appeared actors from *Medvídek* movie
(assuming that the corresponding actor → movie links also exist)

```
curl -i -X GET
  http://localhost:8098/buckets/movies/keys/medvidek
    /actors,tactor,0/movies,tmovie,1
```

Data Types

Data Types

Motivation

- Riak began as a **pure key-value store**
 - I.e. was completely agnostic toward the contents of values
- However, if **availability is preferred to consistency**, mutually conflicting replicas might exist
 - Such **conflicts can be resolved at the application level**,
 - but this is often (only too) difficult for the developers
- And so the concept of **Riak Data Types** was introduced
 - When used (it is not compulsory),
Riak is able to resolve conflicts automatically

Data Types

Convergent Replicated Data Types (CRDT)

- Generic concept
- Various **types** for several common scenarios
- Specific **conflict resolution rules**

Available **data types**

- Register, flag
 - Can only be used embedded in maps
- Counter, set, and map
 - Can be used embedded in maps as well as directly at the bucket level

Data Types

Register

- Allows to store **any binary value** (e.g. string, ...)
- Convergence rule: **the most chronologically recent value wins**

Flag

- **Boolean values:** enable (true), and disable (false)
- Convergence rule: **enable wins over disable**

Counter

- Operations: increment / decrement by a given integer value
- Convergence rule: **all requested increments and decrements are eventually applied**

Data Types

Set

- **Collection of unique binary values**
- Operations: addition / removal of one / multiple elements
- Convergence rule: **addition wins over removal** of elements

Map

- **Collection of fields with embedded elements** of any data type (including other nested maps)
- Operations: addition / removal of an element
- Convergence rule: **addition / update wins over removal**

Search 2.0

Search 2.0

Riak **Search 2.0** (Yokozuna)

- **Full-text search** over object values
- Harnesses **Apache Solr**
 - Distributed, scalable, failure tolerant, real-time search platform

How does it work?

- Indexation
 - **Riak object** $\xrightarrow{\text{extractor}}$ **Solr document** $\xrightarrow{\text{schema}}$ **Solr index**
- Querying
 - **Riak search query** \rightarrow **Solr search query** \rightarrow Solr response: list of **bucket-key pairs** \rightarrow Riak response: list of **objects**

Search 2.0: Extractors

Extractor

- **Parses the object value and produces fields to be indexed**
- Chosen automatically based on a MIME type

Available extractors

- **Common predefined extractors**
 - Plain text, XML, JSON, *noop* (unknown content type)
- **Built-in extractors for Riak Data Types**
 - Counter, map, set
- **User-defined custom extractors**
 - Implemented in Erlang, registered with Riak

Search 2.0: Extractors

Plain text extractor (text/plain)

- Single field with the whole content is extracted

Example

Input Riak object

```
Ivan Trojan, 1964
```

Output Solr document

```
[  
  { text, <<"Ivan Trojan, 1964">> }  
]
```

Search 2.0: Extractors

XML extractor (text/xml, application/xml)

- One field is created for each element and attribute
- Dot notation is used to compose names of nested items

Example

Input Riak object

```
<?xml version="1.0" encoding="UTF-8" ?>
<actor year="1964">
  <name>Ivan Trojan</name>
</actor>
```

Output Solr document

```
[
  { <<"actor.name">>, <<"Ivan Trojan">> },
  { <<"actor.@year">>, <<"1964">> }
]
```

Search 2.0: Extractors

JSON extractor (application/json)

- Similar principles as for XML documents are applied

Example

Input Riak object

```
{  
  name : "Ivan Trojan",  
  year : 1964  
}
```

Output Solr document

```
[  
  { <<"name">>, <<"Ivan Trojan">> },  
  { <<"year">>, <<"1964">> }  
]
```

Search 2.0: Indexation

Solr document

- Automatically **extracted fields** + a few **auxiliary fields** such as:
 - `_yz_rb` (bucket name), `_yz_rk` (key), ...

Solr schema

- **Describes how fields are indexed within Solr**
 - Values of fields are analyzed and split into terms
 - Terms are normalized, stop words removed
 - ...
 - **Triples** (`token`, `field`, `document`) are produced and **indexed**
- Default schema available (`_yz_default`)
 - Suitable for debugging,
but custom schemas should be used in production

Search 2.0: Index Creation

How is index created?

- Index must be created first,
then associated with a single bucket

Example

```
curl -i -X PUT
-H 'Content-Type: application/json'
-d '{ "schema" : "_yz_default" }'
http://localhost:8098/search/index/iactors
```

```
curl -i -X PUT
http://localhost:8098/search/index/iactors
```

```
curl -i -X PUT
-H 'Content-Type: application/json'
-d '{ "props" : { "search_index" : "iactors" } }'
http://localhost:8098/buckets/actors/props
```

Search 2.0: Index Usage

Search queries

- Parameters
 - q – **search query** (correctly encoded)
 - Individual search criteria
 - wt – response write
 - Query result format
 - start / rows – **pagination** of matching objects
 - ...



Search 2.0: Index Usage

Available search functionality

- **Wildcards**
 - E.g. `name:Iva*`, `name:Iva?`
- **Range queries**
 - E.g. `year:[2010 TO *]`
- **Logical connectives** and parentheses
 - AND, OR, NOT
- **Proximity searches**
- ...

Internal Details

Architecture

Sharding + peer-to-peer replication architecture

- Any node can serve any **read** or **write** user request
- **Physical nodes** run (several) **virtual nodes (vnodes)**
 - Nodes can be added and removed from the cluster dynamically
- **Gossip protocol**
 - Each node periodically sends its current view of the cluster, its state and changes, bucket properties, ...

CAP properties

- AP system: **availability** + **partition tolerance**

Consistency

BASE principles

- **Availability is preferred to consistency**
- Default properties of buckets
 - `n_val`: replication factor
 - `r`: read quorum
 - `w`: write quorum (node participation is sufficient)
 - `dw`: write quorum (write to durable storage is required)
- Specific options of requests override the bucket properties

Strong consistency can be achieved

- When quora set carefully, i.e.:
 - $w > n_val / 2$ for write quorum
 - $r > n_val - w$ for read quorum

Causal Context

Conflicting replicas are unavoidable (with eventual consistency)

⇒ how are they resolved?

- **Causal context** = auxiliary data and mechanisms that are necessary in order to resolve the conflicts
- **Low-level techniques**
 - Timestamps, vectors clocks, dotted version vectors
 - They can be used to resolve conflicts **automatically**
 - Might fail, then we must make the choice by ourselves
 - Or we can resolve the conflicts **manually**
 - Siblings then need to be enabled (allow_mult)
= multiple versions of object values
- User-friendly **CRDT data types** with built in resolution
 - Register, flag, counter, set, map

Causal Context

Vector clocks

- Mechanism for **tracking object update causality** in terms of logical time (not chronological time)
- **Each node has its own logical clock** (integer counter)
 - Initially equal to 0
 - Incremented by 1 whenever any event takes place
- **Vector clock** = **vector of logical clocks of all the nodes**
 - Each node maintains its local copy of this vector
 - **Whenever a message is sent, the local vector is sent as well**
 - **Whenever a message is received, the local vector is updated**
 - Maximal value for each individual node clock is taken

Riak Ring

Replica placement strategy

- Consistent hashing function
 - Consistent = does not change when cluster changes
 - Domain: pairs of a **bucket name and object key**
 - Range: **160-bit integer space** = Riak Ring

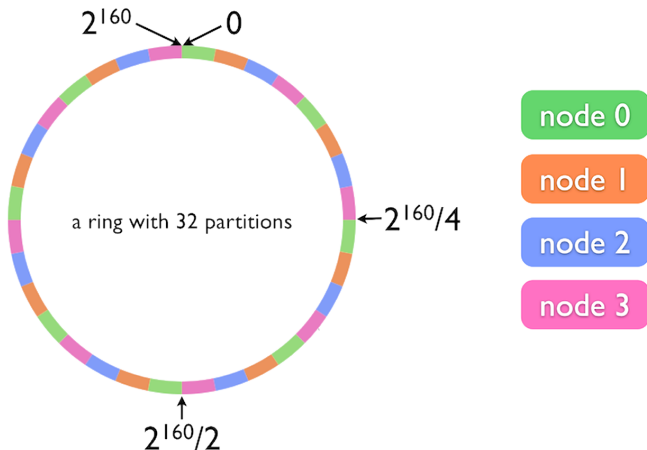
Riak Ring

- The whole ring is split into equally-sized disjoint partitions
 - Physical nodes are mutually interleaved
⇒ reshuffling when cluster changes is less demanding
- **Each virtual node is responsible for exactly one partition**

Example

- Cluster with 4 physical nodes, each running 8 virtual nodes
- I.e. 32 partitions altogether

Riak Ring



Source: <http://docs.basho.com/>

Riak Ring

Replica placement strategy

- The first replica...
 - Its location is **directly determined by the hash function**
- All the remaining replicas...
 - Placed to the **consecutive partitions in a clockwise direction**

What if a virtual node is failing?

- Hinted handoff
 - Failing nodes are simply skipped, neighboring nodes temporarily take responsibility
 - When resolved, replicas are handed off to the proper locations
- Motivation: high availability

Request Handling

Read and write requests can be submitted to any node

- This node is called a **coordinating node**
- Hash function is calculated, i.e. **replica locations determined**
- **Internal requests are sent** to all the corresponding nodes
- Then the coordinating node waits
until sufficient number of responses is received
- **Result / failure is returned to the user**

But what if the cluster changes?

- The value of the hash function does not change,
only the partitions and their mapping to virtual nodes change
- However, the Ring knowledge a given node has might be obsolete!

Lecture Conclusion

RiakKV

- **Highly available distributed key-value store**
- **Sharding with peer-to-peer replication architecture**
- **Riak Ring** with consistent hashing for replica placement

Query functionality

- Basic **CRUD operations**
- **Link walking**
- **Search 2.0** full-text based on Apache Solr