


Advanced Aspects and New Trends in XML (and Related) Technologies

RNDr. Irena Holubová, Ph.D.

holubova@ksi.mff.cuni.cz

Lecture 10. XML Compression





Disadvantages of XML

- Space requirements
 - Often several times higher than in equivalent textual formats
 - Burden for memory/transformation medium
- The overhead associated with processing
 - Tagging, character set, validation, ...
 - The load at the application level



Space Requirements of XML

- Tax for value added by XML
- Decision made by authors of XML
 - „The amount of markup is not important “
 - But: „XML to be directly applicable on the Internet“
- Efforts for simplification of SGML
 - Mechanisms for minimalization of markup
 - Markup freedom
 - Complex implementation



Motivation Example

- Reservation system
 - Components communicate using SOAP

```
<?xml version="1.0"?>
<env:Envelope xmlns:env="http://www.w3.org/2003/05/soap-envelope">
  <env:Header>
    <t:transaction
      xmlns:t="http://thirdparty.example.org/transaction"
      env:encodingStyle="http://example.com/encoding"
      env:mustUnderstand="true">5</t:transaction>
  </env:Header>
  <env:Body>
    <m:chargeReservation
      env:encodingStyle="http://www.w3.org/2003/05/soap-encoding"
      xmlns:m="http://travelcompany.example.org/">
      ...
    </m:chargeReservation>
  </env:Body>
</env:Envelope>
```

Motivation Example



```
...
<m:reservation
  xmlns:m="http://travelcompany.example.org/reservation">
  <m:code>FT35ZBQ</m:code>
</m:reservation>
<o:creditCard
xmlns:o="http://mycompany.example.com/financial">
  <n:name xmlns:n="http://mycompany.example.com/emp">
    John Smith
  </n:name>
  <o:number>12345678909999</o:number>
  <o:expiration>2007-02</o:expiration>
</o:creditCard>
</m:chargeReservation>
</env:Body>
</env:Envelope>
```



Motivation Example

- Size of message: almost 1 kB
- Processing of multiple messages
 - Communication load
 - System load
- We can use more efficient format:

```
092Z-X2@57G|TID:5||RES|RC:FT35ZBQ|CC|  
NM:John Smith|NUM:123456789099999|  
EXP:2007-02
```

- Size: 80B (12x more efficient)
- Consequence:

Motivation Example – Solution



- Compression of XML messages
 - Traditional tools (gzip, bzip2)
 - The reduction is not so efficient
 - Approx. 400B
 - The tools enable to compress various formats
- Both messages contain the same information
 - Theory of information: the messages can be represented using the same number of bits
 - Where is the problem?



Problems with XML Content

- XML documents contain:
 - Metadata
 - Data
 - Padding
- Traditional data compressor can have problems with finding and exploitation of information
- We need special compression techniques
 - XML can be compressed more efficiently than other data formats

Advantages of Special XML Compression



- Better compression ratio
- Direct access to compressed data
 - DOM, SAX
- Querying compressed data
- Less load when processing data
 - Transfer, storing and processing of lower amounts of data
- Faster processing
 - Less I/O operations
 - Data stored in memory



Basics of Data Compression

- Data involve redundant information
 - Repeatable sequences / phrases
 - Non-uniform distribution of symbols
 - ...
- Data compression
 - Transformation of data into format which minimizes redundancy
 - Lossy and loss-less compression



Encoding, Compression

- Encoding
 - The process of transformation of data into a particular code representation
 - e.g., Morse alphabet
- Decoding
 - Reconstruction of the original data from the code representation
- Encoder, decoder
 - Algorithms that ensure transformation of data into code representation and its reconstruction
- Compression
 - Encoding for the purpose of reduction of size of data



Code

- Code K is a triple $K = (S, C, f)$
 - S is a finite set of input symbols
 - C is a finite set of code (output) symbols
 - f is a function from S to C^+
- Condition for decodability
 - f must be injective



Prefix Codes

- Important class of codes
- No code word is a prefix of any other code word
- Decodable from left-to-right processing
- Example: Huffman code
11, 010, 011, 100, 101, 0000, 0001, 0010, 0011
- Non-prefix code:
100, 101, 110, 111, 1001, ...



Entropy

- $S = \{x_1, x_2, \dots, x_n\}$
- p_i – probability of occurrence of x_i ($1 \leq i \leq n$)
- Entropy of symbol x_i
 - $H_i = -\log_2 p_i$ bits
- An average entropy of a symbol from S
 - $AH(S) = \sum_{i=1..n} p_i H_i = -\sum_{i=1..n} p_i \log_2 p_i$ bits
- Entropy of a message $X = x_{i1} x_{i2} \dots x_{ik}$ from S^+
 - $H(X) = -\sum_{j=1..k} p_{ij} \log_2 p_{ij}$ bits



Redundancy

- d_i – number of bits for encoding x_i ($1 \leq i \leq n$)
- The length of code of message $X = x_{i_1}x_{i_2}\dots x_{i_k}$ from S^+
 - $L(X) = \sum_{j=1..k} d_{ij}$ bits
 - Holds: $L(X) \geq H(X)$
- Average length of code K
 - $AL(K) = \sum_{i=1..n} d_i p_i$ bits
- Redundancy of code K for message X
 - $R(X) = L(X) - H(X) = \sum_{j=1..k} (d_{ij} + p_{ij} \log_2 p_{ij})$ bits
- Average redundancy of code K
 - $AR(K) = AL(K) - AH(S) = \sum_{i=1..n} p_i (d_i + \log_2 p_i)$ bits

Measures of Efficiency of Compressing Algorithms

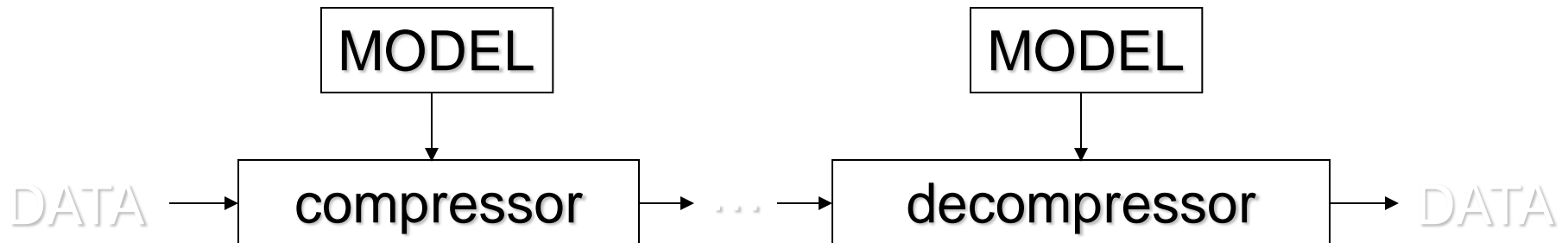


- Compression ratio
 - Relative value
 - Ratio of the size of input data and encoded data
- Bit rate
 - Absolute value, usually in bits per character (bpc)
 - An average number of bits necessary for encoding of an input symbol
 - Example:
 - size of input symbol: 8 bits
 - compression ratio: 6:1
 - bit rate: 1.33 bpc
- Speed of compression and decompression



Compression Model

- Modelling of the character of input data
 - The more precise, the better compression
- The role of the model during compression
 - Prediction of symbols in the input data
 - Estimation of distribution of probability
- Compressor and decompressor use the same model





Types of Models

- **Static model**
 - Given beforehand
 - Fixed for all data
 - Example: Morse alphabet
- **Semi-adaptive model**
 - First walk through – construction of the model
 - Second walk through – data compression
 - The model must be a part of the compressed data
- **Adaptive model**
 - Construction of the model and compression during a single walk through

Classes of Compression Algorithms



- Statistical compression
 - Probabilistic encoding
 - Huffman encoding
 - Arithmetic encoding
- Dictionary compression
 - Encoding of repeated occurrences of words or phrases
 - Methods with a window (LZ77)
 - Methods with a dictionary (LZ78)



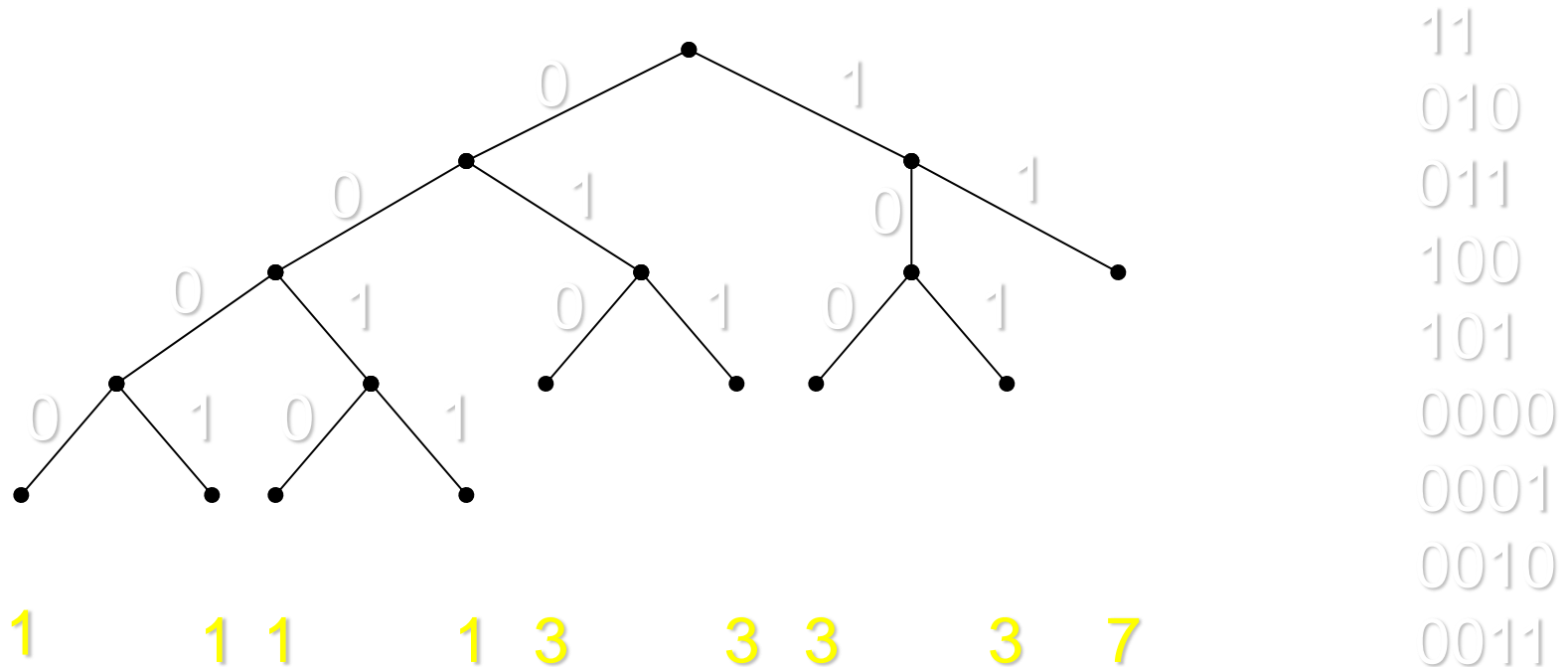
Huffman Encoding

- Words of distinct lengths
 - More frequent symbols = shorter code
 - The code has a prefix property
- Huffman tree
 - Binary tree
 - Edges labeled with 0 and 1
 - Leaves represent symbols to be encoded
 - Code of a symbol = labels on edges from root to leaf
- Static or adaptive construction of a tree



Huffman Encoding – Example

- Alphabet of 9 symbols
- Occurrences of the symbols (1, 1, 1, 1, 3, 3, 3, 3, 7)






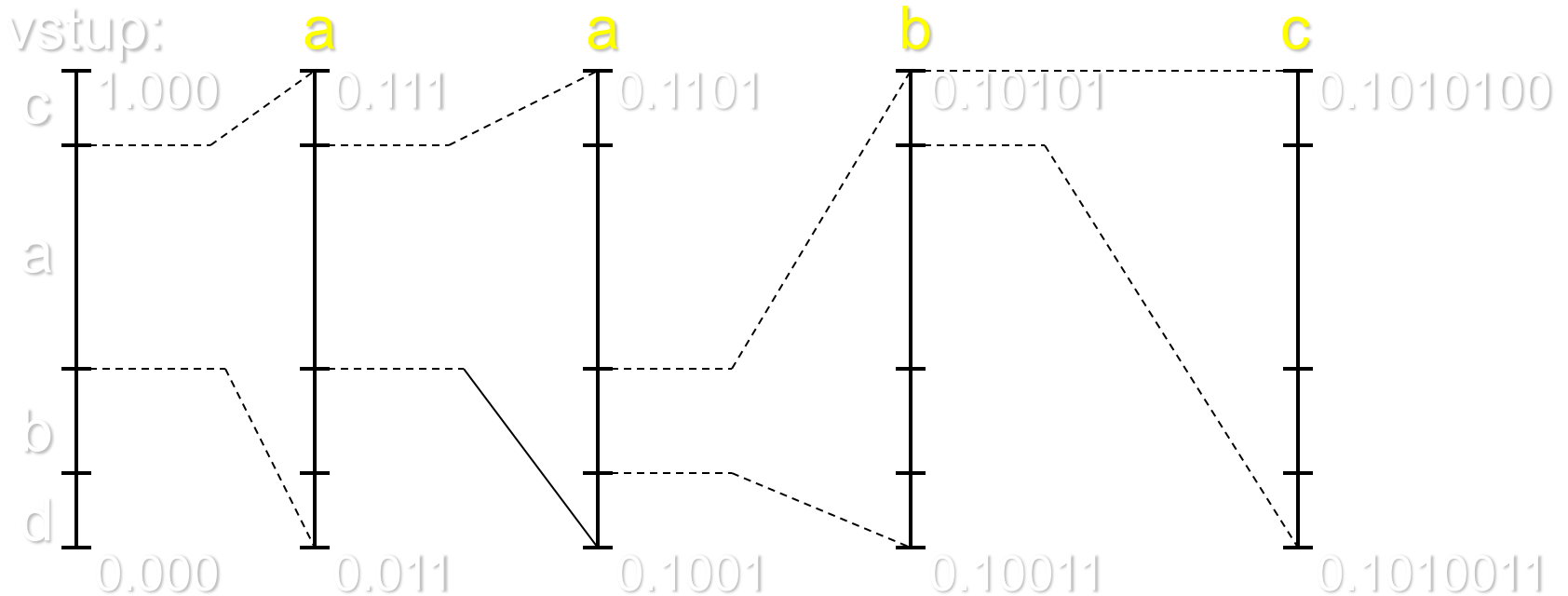
Arithmetic Encoding

- Encoding of a message using an interval of real numbers
 - Initial interval: $[0, 1)$
- Each symbol refines the initial interval = makes it more specific
 - More probable symbols have lower impact
 - The interval is divided according to cumulative probabilities
- Optimal code
- Problems:
 - Signalization of the end of data
 - Arithmetic of real numbers

Arithmetic Encoding – Example



| Symbol | p_i | cp_i | Subinterval |
|--------|-------|--------|----------------|
| d | 0.001 | 0.000 | [0.000, 0.001) |
| b | 0.010 | 0.001 | [0.001, 0.011) |
| a | 0.100 | 0.011 | [0.011, 0.111) |
| c | 0.001 | 0.111 | [0.111, 1.000) |

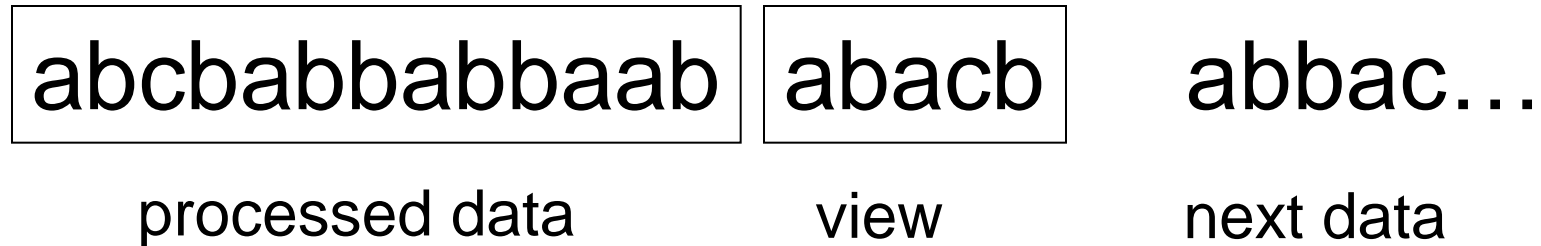




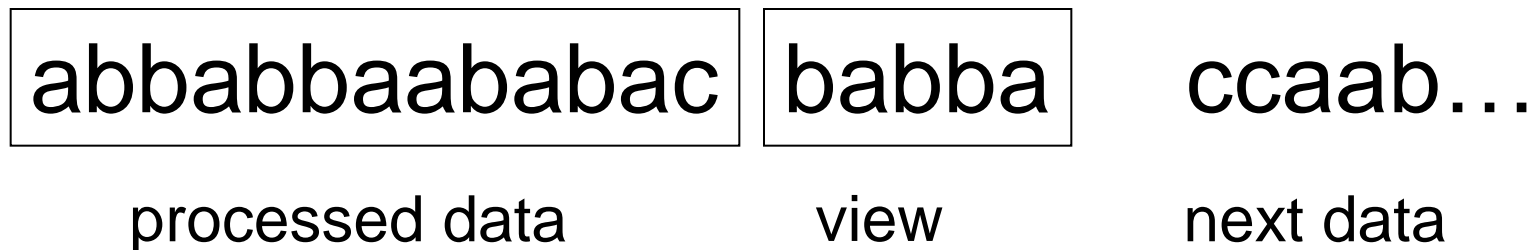
Methods with a Window

- LZ77 a variants
- Sliding window
 - Processed data
 - View
- We search for the longest prefix of the view in the processed data
 - The prefix can overlap the view
 - We encode (distance from the view, length, next symbol)
 - If there is no suitable prefix: (0, 0, next symbol)
 - The window is moved with regard to the length + 1

Methods with a Window – Example



- We encode string aba: (2, 3, c)
- Window is moved of $3 + 1 = 4$ characters





Dictionary Methods

- LZ78 and variants
- Dictionary of phrases used in the data
 - The dictionary is extended with new phrases
 - New phrase = prefix (the longest phrase in the dictionary) + next symbol
 - A phrase is encoded as (index of prefix, symbol)
 - If there is no suitable prefix: (0, symbol)
- The dictionary can grow enormously
 - Freezing of dictionary
 - Deleting of parts of dictionary

Dictionary Methods – Example



| | | | | | | | | |
|--------|-------|-------|-------|-------|-------|-------|-------|-------|
| input | a | b | ab | c | ba | bab | aa | aaa |
| phrase | 1 | 2 | 3 | 4 | 5 | 6 | 7 | 8 |
| output | (0,a) | (0,b) | (1,b) | (0,c) | (2,a) | (5,b) | (1,a) | (7,a) |

| Phrase | Index | Code |
|--------|-------|------|
| a | 1 | a |
| b | 2 | b |
| ab | 3 | 1b |
| c | 4 | c |
| ba | 5 | 2a |
| bab | 6 | 5a |
| aa | 7 | 1a |
| aaa | 8 | 7a |

Where We Can Compress XML Data?



- Low-level compression at the I/O level
 - Right before/after I/O operation
 - Suitable for network transfer (compressed HTTP)
- Compression in an external system
 - DBMS
 - Data with XML „view“
- Compression of XML documents
 - Can preserve structure
- Compression in memory
 - Compressed DOM



On-line vs. Off-line Compression

- On-line compression
 - Streaming of XML data
 - Processing of data during decompression
 - SAX interface
- Off-line compression
 - Storing of compressed XML data
 - Usually need to be decompressed before processing
 - Both SAX and DOM interface
 - Querying
 - Space for better compression

Compression and XML Schema



- Compression ignoring schema of XML data
 - Generally usable
 - Worse compression ratio
- Compression based on (exploiting) XML schema
 - DTD, XML Schema
 - Model of XML document
 - Potentially better compression
 - Schema must be available during compression and decompression
- Prediction of structure, differential encoding, ...

Note: Canonization of XML document



- First we need a transformation into canonical form (C14N)

```
<?xml version="1.0"?>
<?xml-stylesheet href="doc.xsl"
  type="text/xsl" ?>

<!DOCTYPE doc SYSTEM "doc.dtd">

<doc>Hello, world!
<!-- Comment 1 --></doc>

<?pi-without-data ?>
  <info author = "nobody" />
<!-- Comment 2 -->
  <!-- Comment 3 -->
```

```
<?xml-stylesheet href="doc.xsl"
  type="text/xsl"?>
<doc>Hello, world!<!-- Comment 1 --
></doc>
<?pi-without-data?>
<info author="nobody"></info>
<!-- Comment 2 -->
<!-- Comment 3 -->
```




XML Data Compression

- Specialized XML compressors
 - XMill, XMLPPM, XMLZip, XGrind, Millau, ...
 - File processing, querying
- XML databases
 - Techniques for minimization of markup
 - Efficient query evaluation
- Binary XML format
 - WBXML
 - Currently no standard
- Proprietary solutions
 - Compressed data formats, ...

WBXML



- Compact representation of XML data
 - Part of presentation logic in WAP (Wireless Application Protocol)
- Tokenization of structure on the basis of DTD
 - The data are not compressed
- Coding spaces
 - Space for elements
 - Space for attributes
- Global codes
 - Meaning is independent of actual space
 - 0x00 (end of space), 0x01 (end of element and list of attributes), 0x02 (character entity), 0x03 (string), ...
- Simpler and faster processing



WBXML - Example

```
<?xml version="1.0"?>
<!DOCTYPE wml PUBLIC "-//WAPFORUM//DTD WML
1.1//EN"
"http://www.wapforum.org/DTD/wml_1.1.xml">
<wml>
  <card id="Home" title="The home page">
    <p>Welcome. This is the Home Page.
      <a href="#Product">Click for
Product.</a>
    </p>
  </card>
  <card id="Product" title="The Product Card">
    <p>Welcome. This is the page for
products.</p>
  </card>
</wml>
```

| Byte | Code | Description |
|------|------|-----------------------------|
| 1 | 0x03 | WBXML 1.3 |
| 2 | 0x04 | Known public ID (WML) |
| 3 | 0x6A | UTF-8 |
| 4 | 0x00 | Length of table of symbols |
| 5 | 0x7F | wml + content (0x3F + 0x40) |
| 6 | 0xE7 | card + atr (0x27 + 0xC0) |
| 7 | 0x55 | id= |
| 8 | 0x03 | String |
| 9 | 0x48 | H |
| 10 | 0x6f | o |
| 11 | 0x6d | m |
| 12 | 0x65 | e |
| 13 | 0x00 | End of string |
| 14 | 0x36 | title= |
| .. | ... | ... |

- WBXML representation
0x03 0x04 0x6A 0x00 0x7F 0xE7
0x55 0x03 0x48 0x6F 0x6D 0x65 ...

XMill



- Off-line compression
- Separates structure from data
 - Markup and data are processed separately
 - Container compression (gzip)
 - Element and attribute names are compressed using a dictionary
- Grouping of data from the same domain
 - Each element/attribute name has a container
 - Implicit behaviour can be modified
- Semantic compressor
 - Compression of numbers, lists, sequences
- Compression 2x better than gzip with the same speed



XMill – Example

```
<book>  
  <title lang="en">Views</title>  
  <author>Miller</author>  
  <author>Tai</author>  
</book>
```

| Markup | Code |
|--------|------|
| book | T1 |
| title | T2 |
| @lang | T3 |
| author | T4 |

- Structural container: T1 T2 T3 C3 / C2 / T4 C4 / T4 C4 //
- Data containers:

| Container | Content |
|-----------|-------------|
| C2 | Views |
| C3 | en |
| C4 | Miller, Tai |

- On the output the containers are compressed

XMLPPM



- On-line compression
- Combination of several PPM models
 - Prediction by partial matching
 - Multiplex hierarchical modelling (MHM)
 - Element/attribute names, structure of elements, attributes, textual data
- High compression ratio
 - Lower speed



XMLPPM – Example

```
... <title lang="en">Views</title> ...
```

- Status of MHM models after processing the XML fragment

| | <title | lang= | "en" | > | Views | </title> |
|------|--------|--------|------|----|---------|----------|
| Elt | 10 | | | | FE | FF |
| Att | | 0D | en00 | FF | | |
| Char | | | | | Views00 | |
| Sym | | lang00 | | | | |

XMLZip



- Off-line compression
- The tree is divided at level **l**
 - The root component contains references at divided subtrees
- The components are compressed using a dictionary
 - Java Zip / Deflate
- Insignificant compression
 - Depends on parameter **l**
 - The result may be even bigger than the original
- Random access to data
 - DOM with selective decompression of components



XMLZip – Example

```
<bookstore>
  <book>...</book>
  <book>...</book>
</bookstore>
```

- The tree is divided at level $l = 2$

```
<bookstore>
  <xmlzip id="1"/>
  <xmlzip id="2"/>
</bookstore>
```

```
<book id="1">
...
</book>
```

```
<book id="2">
...
</book>
```


XGrind



- Off-line compression
- Support for simple XPath queries
- Homomorphic compression
 - Preserves the original structure
- Static Huffman code
 - Searching/updating in a compressed domain
 - Checking validity against DTD
 - Necessity for double data walk through
- Markup encoded using a dictionary
 - Construction of the dictionary: Using a DTD or when walking through the data for the first time



XGrind – Example

```
<book>
  <title
lang="en">Views</title>
  <author>Miller</author>
  <author>Tai</author>
</book>
```

Compression output:

```
T0 T1 A0 nahuff(en) nahuff(Views) /
T2 nahuff(Miller) / T2 nahuff(Tai) / /
```

- Before the evaluation the query is encoded
- Decompression is not necessary: queries for equality and the same prefix
- Partial decompression: interval queries and queries for a substring
- Decompression at the level of results

XPress



- Off-line compression
- Support for XPath queries
- Homomorphic compression
- Interval encoding of markup
 - Reverse arithmetic encoding
- Two-pass compression
 - Collecting of statistical information
 - Inference of data types of elements
 - Binary encoding (numbers), static Huffman code (textual data)



XPress – Example

```
<book>
  <author>Author</author>
  <title>Title</title>
  <section>
    <title>Section</title>
    <subsection>

<subtitle>Subsection</subtitle>
  ...
  </subsection>
</section>
</book>
```

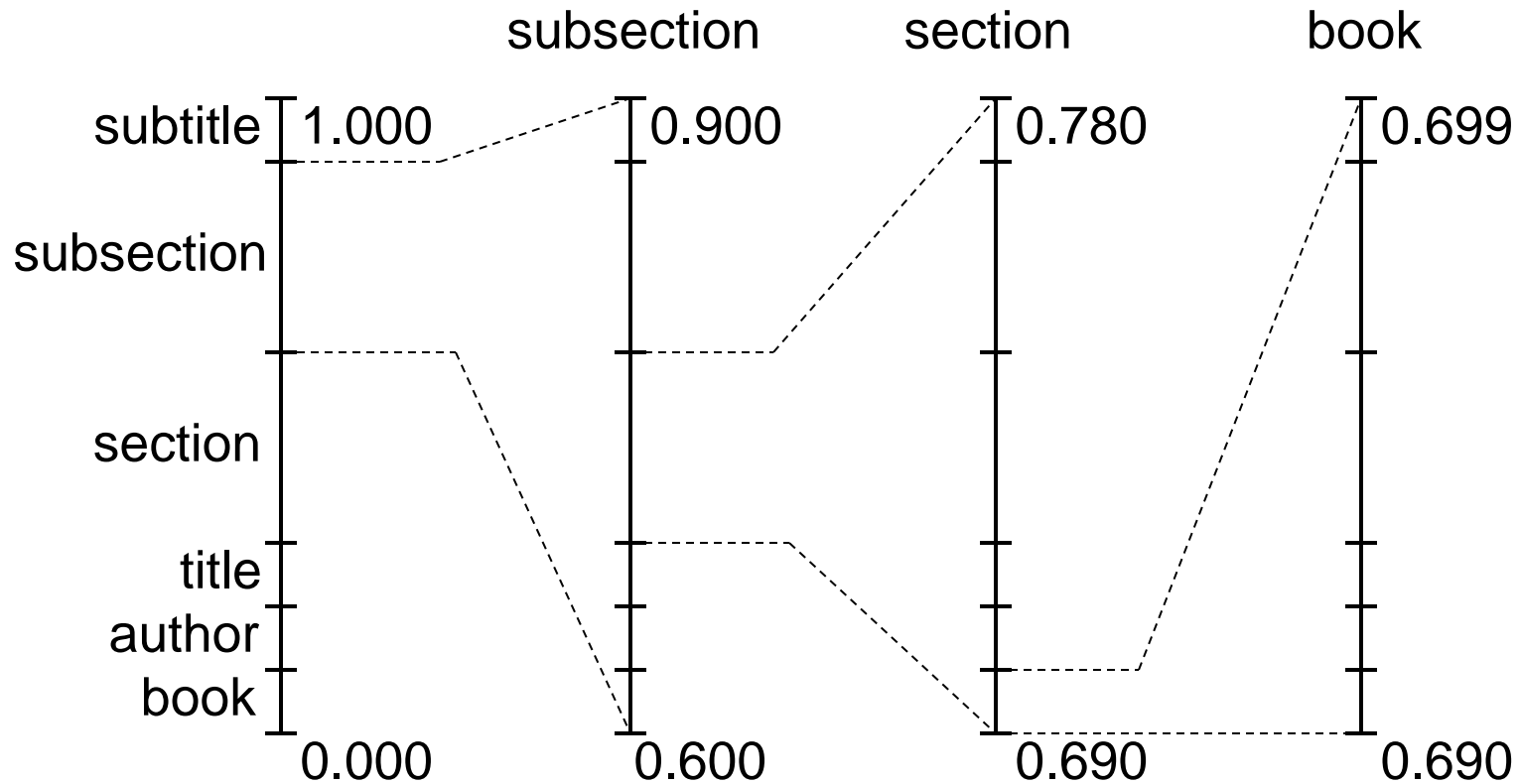
| Element | p_i | cp_i | Subinterval |
|------------|-------|--------|-------------|
| book | 0.1 | 0.1 | [0.0,0.1) |
| author | 0.1 | 0.2 | [0.1,0.2) |
| title | 0.1 | 0.3 | [0.2,0.3) |
| section | 0.3 | 0.6 | [0.3,0.6) |
| subsection | 0.3 | 0.9 | [0.6,0.9) |
| subtitle | 0.1 | 1.0 | [0.9,1.0) |

- Representation of the path to elements using an interval
 - `book.section.subsection`
 - If P_1 is a suffix of P_2 , then $I_1 \supseteq I_2$



XPress – Example

- Code of path `book.section.subsection`: 0.690



XQueC



- Evaluation of XQuery queries
- Load-driven compression
 - Static Huffman code or ALM
- ALM compressions preserve order
 - $x_1 < x_2 \leftrightarrow \text{comp}(x_1) < \text{comp}(x_2)$
 - Efficient evaluation of interval queries
- Robust model for storing XML data
 - Supporting data structures
 - Dictionary of markup, tree of the structure of document, summary of the structure, data containers, indexes,...



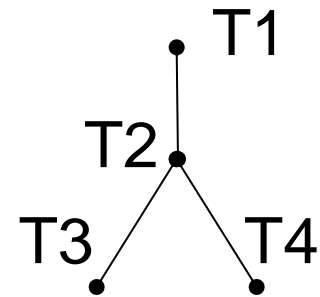
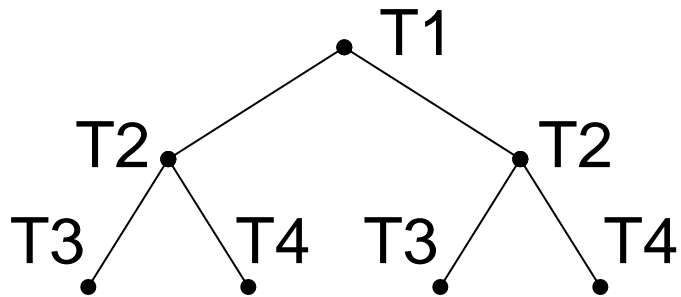
XQueC – ALM Compression

| Symbol | Code | Interval |
|--------|------|----------------|
| ... | ... | ... |
| the | c | [thee, therd] |
| there | d | [there, there] |
| the | e | [therf, thezz] |
| ir | b | [ir, ir] |
| ... | ... | ... |
| se | v | [se, se] |

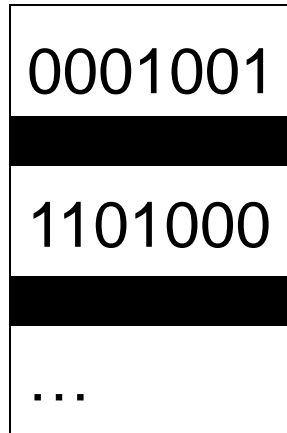
| String | Code |
|--------|------|
| their | cb |
| there | d |
| these | ev |

- Dictionary method
- The same symbol can have different encoding
- Compression of indexes, ...


XQueC – Example



C1



C2





DDOM (Dictionary DOM)

- Compression when processing a document
 - Saving of memory
- Separation of structure from content
- Dictionary compression
 - Markup and data
 - Suitable mainly for data-oriented XML data (small set of values)
 - Data are divided according to elements

DDOM - Example



```
<bib>
  <book>
    <author>Miller</author>
    <author>Tai</author>
    <title>Views</title>
  </book>
  ...
</bib>
```

| # | Type | Data |
|-----|------|------|
| ... | ... | ... |
| 2 | SE | 1 |
| 3 | SE | 2 |
| 4 | T | 0 |
| 5 | EE | 2 |
| 6 | SE | 2 |
| 7 | T | 1 |
| 8 | EE | 2 |
| ... | ... | .. |

| # | Element |
|---|---------|
| 0 | bib |
| 1 | book |
| 2 | author |
| 3 | title |

| # | Text (el:2) |
|---|-------------|
| 0 | Miller |
| 1 | Tai |



Further Compressors

- Millau
 - Results from WBXML
 - Adds compression of textual data
 - Streaming of short documents
- XML-Xpress
 - Commercial tool
 - Supports schemas
- Exalt
 - Syntactic compression
 - Adaptive modelling of XML structure
- ...



References

- Vojtech Toman: XML Compression – slides, book chapter
- DataCompression.info
 - <http://www.datacompression.info>
- XMill
 - www.cs.rpi.edu/~sibel/adbs/Papers/sigmod2000-liefke.pdf
- XGrind
 - <http://citeseer.ist.psu.edu/tolani02xgrind.html>
- XQueC
 - <http://www-rocq.inria.fr/~manolesc/PAPERS/XQuecDemo.pdf>