


Advanced Aspects and New Trends in XML (and Related) Technologies

RNDr. Irena Holubová, Ph.D.

holubova@ksi.mff.cuni.cz

Labs 5. XForms



EMC Documentum

XForms 1.1 Demo



- **Step 1:**
 - Go to the XForms menu and select an XForms document from the list.
- **Step 2:**
 - The Form is rendered on the right hand side in the 'form' tab. All logic is handled on the client side
- **Step 3:**
 - If you submit the form then a dialog shows the instance created by the XForm
- **Form Source**
 - The XForm itself is shown in the 'Form XML' tab

Sample Form

XForms About

Select an XForm

- Google advanced search
- Dutch Tax Form
- Shopping List
- IRS advanced search**
- Bookmarks
- eBay advanced search
- Hints
- Email Data Type
- Realtor search
- Primitive Types
- Repeating Groups

XForm

Form Form X

File Format

Only return re

File Format De

Date Last Upd

Search pages last updated within:

Anytime

Or search by date range

Display Options

Results per page:

10 results

Sort in order of:

Relevance

[Search Tips](#)

Submission Result

```
<data><search>search</search><tx0 /><fl0>--</fl0><tx1 /><fl1>--</fl1><tx2 /><fl2>--</fl2><tx3 /><fl3>--</fl3><op0>+</op0><ty0>w</ty0><op1 /><ty1>p</ty1><op2 /><ty2>w</ty2><op3>--</op3><ty3>w</ty3><sac>1</sac><ff>0</ff><charset>utf-8</charset><checkbox0>0</checkbox0><checkbox1>0</checkbox1><checkbox2>0</checkbox2><checkbox3>0</checkbox3><checkbox4>0</checkbox4><checkbox5>0</checkbox5><checkbox6>0</checkbox6><checkbox7>0</checkbox7><checkbox8>0</checkbox8><checkbox9>0</checkbox9><checkbox10>0</checkbox10><checkbox11>0</checkbox11><checkbox12>0</checkbox12><checkbox13>0</checkbox13><checkbox14>0</checkbox14><fcol /><cq /><col1 xmlns:xsi="http://www.w3.org/2001/XMLSchema-instance" xsi:type="xforms:boolean">true</col1><qp1 xmlns:xsi="http://www.w3.org/2001/XMLSchema-instance" xsi:type="xforms:boolean">false</qp1><qp6 xmlns:xsi="http://www.w3.org/2001/XMLSchema-instance" xsi:type="xforms:boolean">false</qp6><col2 xmlns:xsi="http://www.w3.org/2001/XMLSchema-instance" xsi:type="xforms:boolean">false</col2><qp2 xmlns:xsi="http://www.w3.org/2001/XMLSchema-instance" xsi:type="xforms:boolean">false</qp2><qp7 xmlns:xsi="http://www.w3.org/2001/XMLSchema-instance" xsi:type="xforms:boolean">false</qp7></data>
```

Search

Form Source

XForms

About

Select an XForm

Google advanced search
Dutch Tax Form
Shopping List
IRS advanced search
Bookmarks
eBay advanced search
Hints
Email Data Type
Realtor search
Primitive Types
Repeating Groups

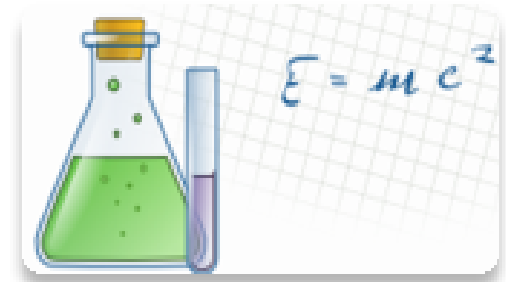
XForm

Form

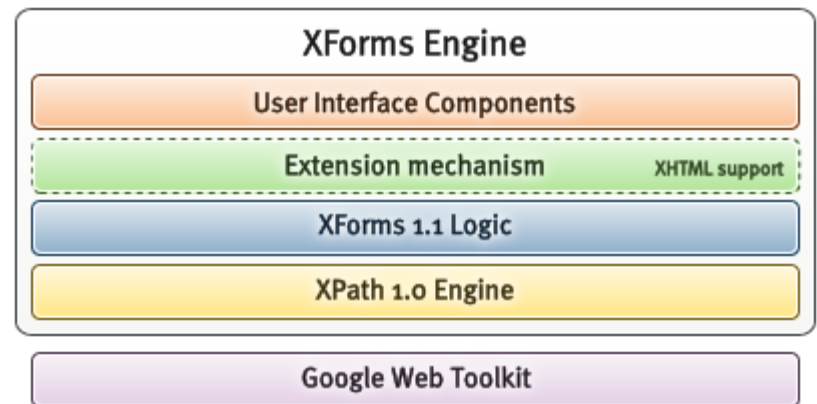
Form XML

```
</XFORMS>
-<xhtml:tr>
  -<xhtml:td rowspan="1" colspan="1">
    With any of the words:
  </xhtml:td>
  -<xhtml:td align="right" rowspan="1" colspan="1">
    -<input id="tx2" bind="tx2Bind">
      -<label>
        </label>
      </input>
    </xhtml:td>
  -<xhtml:td rowspan="1" colspan="1">
    -<select1 selection="closed" appearance="minimal" id="fl2" bind="fl2Bind">
      -<label>
        </label>
      -<item id="fl2Item0">
        -<label>
          in the body
        </label>
        -<value>
          -
        </value>
      </item>
      -<item id="fl2Item1">
        -<label>
          in the title
        </label>
        -<value>
          title:
        </value>
    </select1>
  </xhtml:td>
</xhtml:tr>
```

EMC Documentum XForms Engine – Formula



- Client-side XForms implementation
- Freely available
- Built on the Google Web Toolkit
 - Runs from within a web browser
- Can be integrated via JavaScript
 - Expected to be combined with other functionality
 - See the following example



EMC Documentum XForms Engine – Formula



- Install:
 - Download and unzip
 - Test: `[install-dir]/war/index.html`
(works well, e.g., with Firefox)
 - JavaScript integration
 - No need for a web server
- See the sample file: `[install-dir]/war/example.xml`
 - Can be changed accordingly



References

- EMC Documentum XForms Engine:
<https://community.emc.com/docs/DOC-4345>
- EMC XForms Demo:
<http://xmldemo.emc.com:8080/xformsdemo/>
- How to integrate the EMC Documentum XForms engine:
<https://community.emc.com/docs/DOC-3391>



Task

- Create a nontrivial XForms form that combines:
 - various XForm controls,
 - CSS,
 - HTML.