

Query languages 2 (NDBI006)

Recursion in SQL

J. Pokorný
MFF UK

Content

- 1. Introduction**
2. Creating recursive queries
3. Recursive calculation
4. Recursive sea ₁
5. Logical hierarchies
6. Recursion termination
7. Conclusion

Recursion in SQL

- Intuitively: a query is *recursive*, if it is used in its own definition.
- This connection can be both direct and over more tables.
- Advantages: in certain cases the only effective way for obtaining the result
- Disadvantages: often worse readability a clarity

Where to use recursion in SQL

- effective for any data with hierarchical structure
 - relationships in tree structures
 - search in cyclic and acyclic graphs
- examples from practice:
 - search for connections in timetables
 - organizational structure of a company
 - bill of materials
 - components in a document management system, etc.

You can get around without recursion

- SQL before the SQL:99 standard did not contain a possibility to construct recursive queries,
- non-procedural solution: with adding certain „graph information“,
- procedural solution: use of cursors, cycles,
- others: ORACLE: proprietary solution + PL/SQL,
 - loss of efficiency and optimization
 - code is not so „elegant“

Application of recursion

- For graph traversal we obtain:
 - reachability
 - Q1. Find all suborders of a given employee.
 - path enumerating
 - Q2. Find the whole structure (all sub-products) for a given product.
 - path joining
 - Q3. For a given product list all its components and including their amount.

Other advantages and disadvantages of recursion

- Advantages:
 - all work is specified in one query
 - It is possible to use a big part of the result
- Disadvantages
 - if only the small part of the result is really used
 - possibly endless recursion calls

Content

1. Introduction
- 2. Creating recursive queries**
3. Recursive calculation
4. Recursive searching
5. Logical hierarchies
6. Recursion termination
7. Conclusion

Common Table Expression

- generalization of table expression in SQL:92
- declared by keyword **WITH**
- used as a substitute in nested queries
- ze **SELECT, INSERT, UPDATE, DELETE**
- queries immediate after **WITH** keyword are called just once time

```
WITH [RECURSIVE] CTE [, CTE]...  
CTE ::= name_CTE [(name_sl [, name_sl] ...)] AS  
      (CTE_query_definition)
```

Composition of aggregations – without CTE

Contributions(ID, forum, question)

Q4: Find the forum with the highest number of contributions

```
SELECT COUNT(ID) AS number, forum
FROM Contributions
GROUP BY forum
HAVING COUNT(ID) = (
    SELECT MAX(number)
    FROM (SELECT COUNT(ID) AS number, forum
          FROM Contributions
          GROUP BY forum)
```

Note: We are looking for MAX(COUNT(...))

Composition of aggregations – with CTE

WITH

```
Max_amount_of_contrib(number, forum)
```

```
AS ( SELECT COUNT(ID), forum)
```

```
FROM Contributions
```

```
GROUP BY forum )
```

```
SELECT number, forum
```

```
FROM Max_amount_of_contrib
```

```
WHERE number = (SELECT MAX(number)
```

```
FROM Contrib_number)
```

More CTEs in one query

WITH

```
Amount_of_contrib(number, forum)
AS (SELECT COUNT(ID), forum
     FROM Contributions
     GROUP BY forum ),
```

```
Max_amount_of_contrib(number)
AS (SELECT MAX(number)
     FROM Amount_of_contrib)
```

```
SELECT C1.*
FROM Amount_of_contrib C1 INNER JOIN
     Max_amount_of_contrib C2 ON
     C1.number = C2.number
```

Note: CTEs work in the same way as derived tables (given by SELECT behind FROM)

A movement to recursion

empID	name	function	supID
1	Novák	director	NULL
2	Srb	vice-director	1
3	Lomský	manager	2
4	Bor	manager	2

Q5.

```
WITH Superiors(name, supID, empID) AS
  (SELECT name, supID, empID
   FROM Employees
   WHERE function = 'manager'
  )
SELECT * FROM Superiors
```

name	supID	empID
Lomský	2	3
Bor	2	4

Recursive queries

- It is possible to refer R in CTE for table R
- the temporary table is created (exists only during query evaluation)
- three parts

WITH

anchoring (initialization subquery)

UNION ALL

recursive member

- recursion runs when no further record is added or the recursion limit (MAXRECURSION) is not exceeded.
- be careful to cycle occurrence in the recursive member

SELECT

- outer SELECT - returns the query result

Example

```
WITH RECURSIVE Superiors(name, supID, empID) AS
(SELECT name, supID, empID
 FROM Employees
 WHERE name = 'Nový'
 UNION ALL
 SELECT E.name, E.supID, E.empID
 FROM Employees AS E
 INNER JOIN
 Superiors AS S
 ON S.supID = E.empID)
SELECT * FROM Superiors
```

anchoring: executed only once

recursive member: repeatedly

join with the previous step

output

name	supID	empID
Nový	11	13
Ryba	6	11
Rak	5	6
Syka	4	5
Bor	2	4
Srb	1	2
Novák	NULL	1

What was the query?

Q6.: Find all managers of employee Nový (including himself).

Example

```
WITH RECURSIVE Superiors(name, supID, empID) AS
(SELECT name, supID, empID
 FROM Employees
 WHERE name = 'Nový'
 UNION ALL
 SELECT E.name, E.supID, E.empID
 FROM Employees AS E
 INNER JOIN
 Superiors AS S
 ON S.supID = E.empID)
SELECT * FROM Superiors
```

anchoring: executed only once

recursive member: repeatedly

join with the previous step

output

name	supID	empID
Nový	11	13
Ryba	6	11
Rak	5	6
Syka	4	5
Bor	2	4
Srb	1	2
Novák	NULL	1

Restrictions of recursive queries

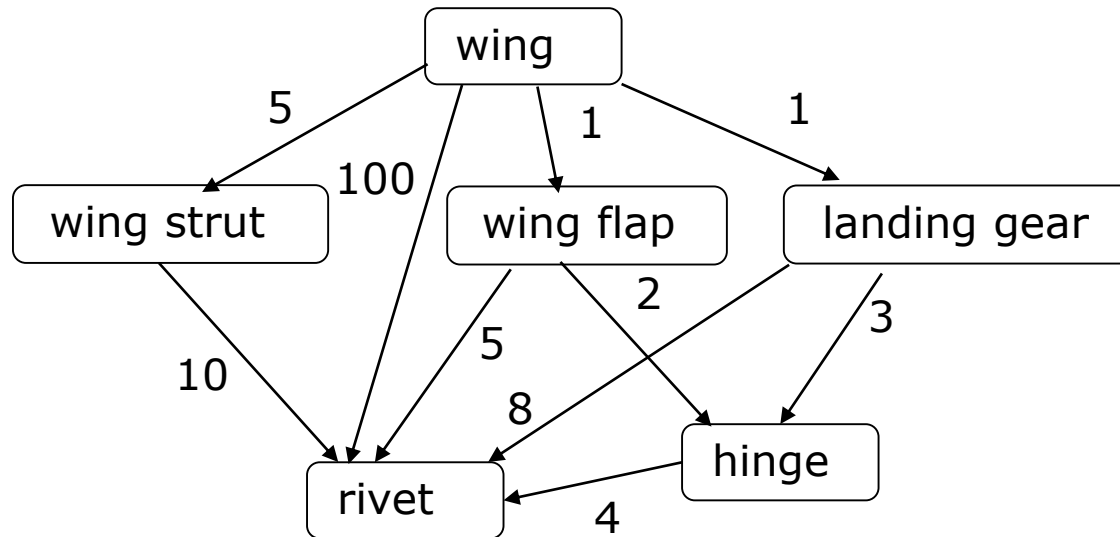
- It is not allowed to refer CTE in anchor
- Recursive part always self-refers CTE
 - SQL:99 supports only "linear" recursion: each FROM has at most one reference to recursively defined relation.
- Recursive part must not contain
 - **SELECT DISTINCT**
 - **GROUP BY**
 - **HAVING**
 - scalar aggregation
 - **TOP**
 - **OUTER JOIN**
- each column in recursive subquery has to be type-compatible with associated column in initialization subquery
 - type conversion – CAST can be used

Content

1. Introduction
2. Creating recursive queries
- 3. Recursive calculation**
4. Recursive searching
5. Logical hierarchies
6. Recursion termination
7. Conclusion

Recursive calculation

Q7. Which parts (including their amounts) are necessary to construct a plane wing.



Recursive calculation

- simplified storing in DB (relation Components) with quantities of particular parts in a part

Part	Subpart	Qty
wing	wing strut	5
wing	wing flap	1
wing	landing gear	1
wing	rivet	100
wing strut	rivet	10
wing flap	hinge	2
wing flap	rivet	5
landing gear	hinge	3
landing gear	rivet	8
hinge	rivet	4

Recursive calculation – queries

Q8. How many rivets are used to construct a plane wing?

Q9. List of all subparts for creating a plane wing including their amount.

Recursive calculation – solution

- What we have to be aware of?
 - recursion calling (graph walking)
 - to sum amounts of rivets in individual parts
 - amounts of individual sub-parts

Recursive calculation – Q8

■ CTE

```
WITH RECURSIVE WingParts(Subpart, Qty)
AS
(( SELECT Subpart, Qty           [initialization
FROM Components                 subquery]
WHERE Part = 'wing' )          [recursive
UNION ALL                       subquery]
( SELECT C.Subpart, W.Qty * C.Qty
FROM WingParts W, Components C
WHERE W.Subpart = C.Part ));
```

■ result

Subpart	Qty	
wing strut	5	<i>directly</i>
wing flap	1	
landing gear	1	
rivet	100	
rivet	50	<i>from wing strut</i>
hinge	2	<i>from wing flap</i>
rivet	5	<i>from wing flap</i>
hinge	3	<i>from landing gear</i>
rivet	8	<i>from landing gear</i>
rivet	8	<i>from hinge of wing flap</i>
rivet	12	<i>from hinge of landing gear</i>

Recursive calculation – Q8

- finally we summarize particular quantities

```
WITH RECURSIVE WingParts(Subpart, Qty) AS
(( SELECT Subpart, Qty
  FROM Components
  WHERE Part = 'wing' )
 UNION ALL
 ( SELECT C.Subpart, W.Qty * C.Qty
   FROM WingParts W, Components C
   WHERE W.Subpart = C.Part ))
SELECT sum(Qty) AS Qty
FROM WingParts
WHERE Subpart = 'rivet';
```

Result
Qty
183

Recursive calculation – Q9

- To solve Q9 it is enough to change only the result query

```
WITH RECURSIVE WingParts(Subpart, Qty) AS
```

```
(( SELECT Subpart, Qty  
   FROM Components  
   WHERE Part = 'wing' )
```

```
UNION ALL
```

```
( SELECT C.Subpart, W.Qty * C.Qty  
   FROM WingParts W, Components C  
   WHERE W.Subpart = K.Part ))
```

```
SELECT Subpart, sum(Qty) AS Qty
```

```
FROM WingParts
```

```
GROUP BY Subpart;
```

Result	
Subpart	Qty
wing strut	5
wing flap	1
landing gear	1
hinge	5
rivet	183

Syntax of tree traversal v Oracle 9i

SELECT *columns* **FROM** *table*
[**WHERE** *condition3*]
start WITH *condition1*
CONNECT BY *condition2*
[**ORDER BY** ...]

- Rows satisfying the condition in **start WITH** are considered as root rows on the first level of nesting
- For each row at level i , direct descendants fulfilling condition in clause **CONNECT BY** at level $i+1$ are looked for recursively.
 - Ancestor row in the condition is denoted by the key word **PRIOR**

Syntax of tree traversal v Oracle 9i

- Finally, there are removed rows not satisfying the **WHERE** clause.
- If sorting is not defined, the order corresponds to the pre-order traversal.
- Each row contains the pseudocolumn **LEVEL** containing the row level in hierarchy.

Emp(empID, name, manager)

Oracle 9i vs. SQL:99

Inserts 2*Level
spaces

■ Oracle 9i:

```
SELECT LPAD(' ', 2*Level) || name, Level
FROM Emp
start WITH manager IS NULL
CONNECT BY manager = PRIOR empID;
```

■ SQL:99

```
WITH RECURSIVE Emp1 AS (
  SELECT x.name AS name, 0 AS Level
  FROM Emp x WHERE manager IS NULL
  UNION ALL
  SELECT y.name, Level+1
  FROM Emp y JOIN Emp1 ON y.manager =
    Emp1.empID)
SELECT * FROM Emp1;
```

Oracle 9i vs. SQL:99

Effect of LPAD
function

Data
Novák
Srb
Lomský
Bor

Recursion support in other DBMS

- Yes: IBB DB2, Microsoft SQL Server, PostgreSQL
- No: MySQL

Content

1. Introduction
2. Creating recursive queries
3. Recursive calculation
4. **Recursive searching**
5. Logical hierarchies
6. Recursion termination
7. Conclusion

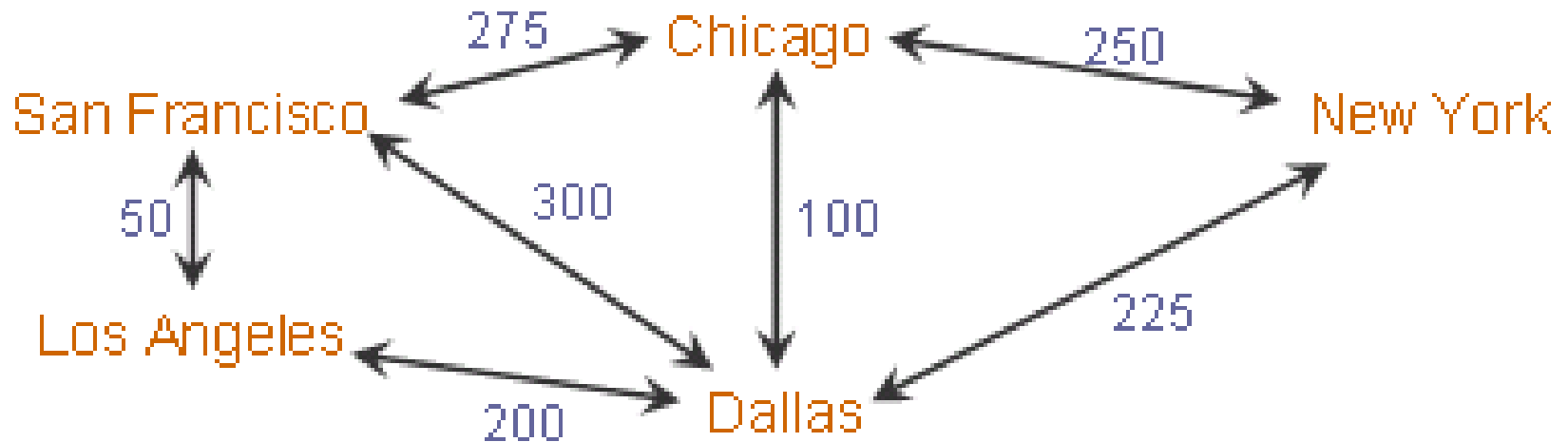
Recursive searching

- Effort to find the best solution based on certain criteria of the given problem.
- Example:

Let us consider an airport departure system and a client who wants to travel from San Francisco to New York with the lowest cost.

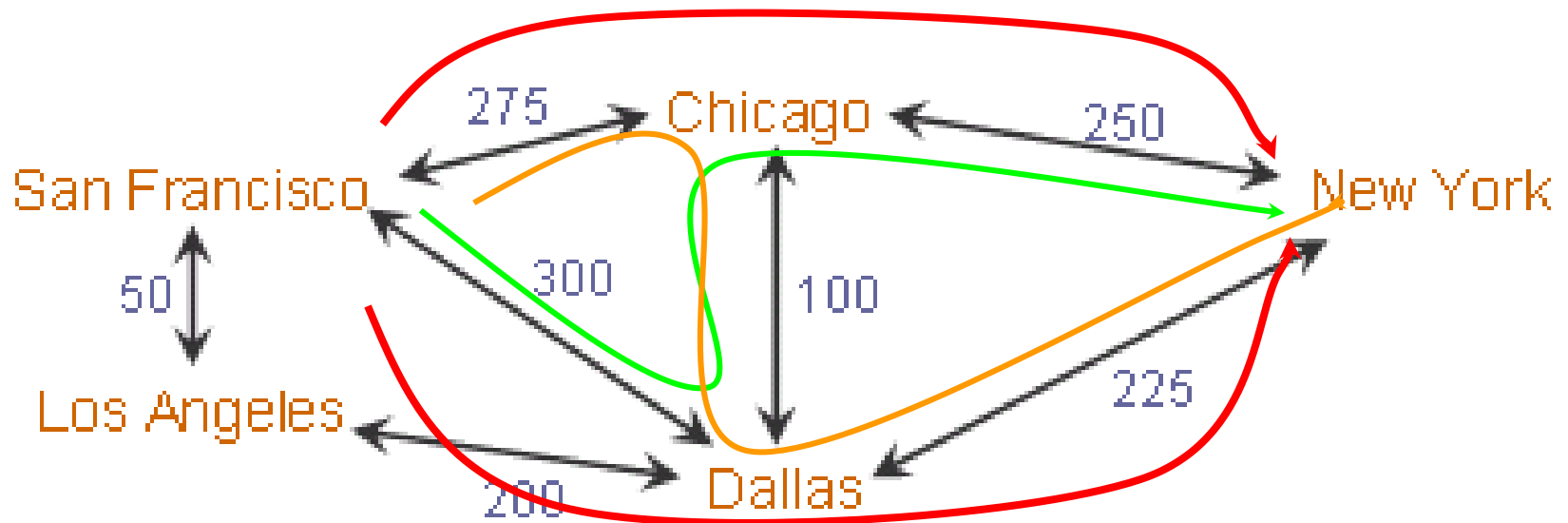
Recursive searching – example

- route map (including costs for the flight):



Recursive searching – example

- several possible paths (in different colours):



Recursive searching – example

■ The table of Flights

flightno	start	destination	cost
xxx01	SF	CHG	275
xxx02	SF	DLS	300
...			

Q10. Find the lowest cost path from San Francisco to New York.

Problem: the flight map is not an acyclic graph – we have to solve the stopping of recursion.

Recursive searching – 1. solution

- Temporary table used in CTE is called Trips
 - the subquery with all directly (one-flight) reachable destinations from San Francisco will be the anchor of the query
 - the recursive part of the query will find others (two or more flights) destinations

Recursive searching – 1. solution

```
WITH RECURSIVE Trips (destination, route, totalcost) AS
  ((SELECT destination, destination, cost
    FROM Flights
    WHERE start = 'SF' )
 UNION ALL
  (SELECT I.destination
    v.route || ',' || I.destination, v.totalcost + I.cost
    FROM Trips v, Flights I
    WHERE v.destination = I.start))
SELECT route, totalcost
FROM Trips
WHERE destination = 'NY';
```

Where is the problems?

- We add a longer expression to the route column
- We are in endless loop.

Recursive searching – 1. solution + correction

- Violation of the rule, that the value in the column of the recursive subquery must not be longer in the corresponding column of the initialization subquery (anchor):

Solution:

- We change data type in both subqueries (initialization and recursive) to VARCHAR(50)
 - This is done by the CAST expression.
- Function **CAST** **CAST (expression AS data_type)**

Examples:

CAST (c1 + c2 **AS** Decimal(8,2))

CAST (name||address **AS** Varchar(255))

- longer string is completed with spaces
- shorter string is cut and returns a warning

Recursive searching – 1. solution + correction

■ Problem of looping

Solution:

- We will not take into account flights from the start, i.e. from San Francisco
- We will not take into account flights from the destination, i.e. from New York
- We are only interested in flights with a maximum 2 stages

Recursive searching – final solution

```
WITH RECURSIVE Trips (destination, route, #flights, totalcost) AS
  ((SELECT destination, CAST(destination AS Varchar(50)), 1, cost
    FROM Flights
    WHERE start = 'SF'
  UNION ALL
  (SELECT l.destination, CAST(v.route || ',' || l.destination AS Varchar(50)),
    v. #flights + 1, v.totalcost + l.cost
    FROM Trips t, Flights f
    WHERE t.destination = f.start
      AND f.destination <> 'SF'
      AND f.start <> 'NY'
      AND t. #flights < 2))
SELECT route, totalcost
FROM Trips
WHERE destination = 'NY' AND totalcost=(SELECT min(totalcost)
  FROM Trips
  WHERE destination='NY');
```

Result	
<u>route</u>	<u>totalcost</u>
DLS, NY	525
CHG, NY	525

Content

1. Introduction
2. Creating recursive queries
3. Recursive calculation
4. Recursive searching
- 5. Logical hierarchies**
6. Recursion termination
7. Conclusion

Classification of hierarchies

- by graph properties
 - convergent
 - divergent
 - recursive
- by balance
 - balanced
 - all leafs on the same level
 - on each level different objects (e.g., geographical structure)
 - unbalanced
 - leafs at different levels
 - uniform objects (e.g. organizational structure)
- Problem: representation by relations

Divergent hierarchies

- each node except the root has exactly one parent

Ex.: geographical hierarchies

- continent, state, town, street

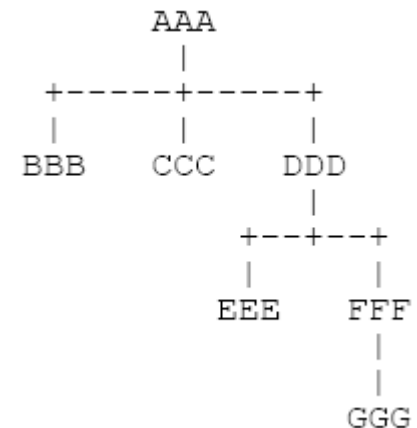
- implementation

- Edge (PKEY, KEYO)

- primary key KEYO

- table with referential

integrity $PKEY \subseteq KEYO$



KEYO	PKEY	NUM	PRICE
AAA			\$10
BBB	AAA	1	\$21
CCC	AAA	5	\$23
DDD	AAA	20	\$25
EEE	DDD	44	\$33
FFF	DDD	5	\$34
GGG	FFF	5	\$44

Convergent hierarchies

- Each object can have arbitrary number of ancestors and descendants

Ex.: Departments of company

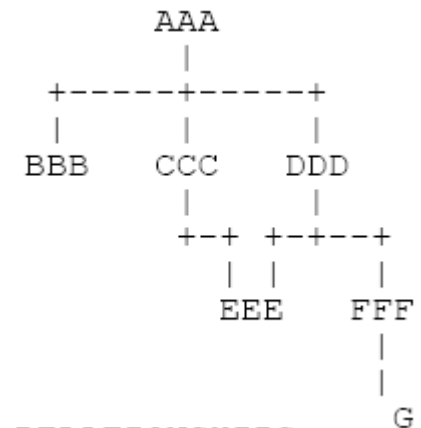
- Define the result of query

Q11. How many descendants has “AAA”?

- 6, 7, 8?

- Implementation

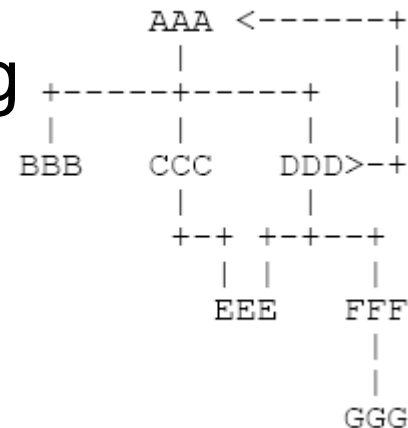
- table of objects
- table of relationships



OBJECTS			RELATIONSHIPS		
KEYO	PRICE		PKEY	CKEY	NUM
AAA	\$10		AAA	BBB	1
BBB	\$21		AAA	CCC	5
CCC	\$23		AAA	DDD	20
DDD	\$25		CCC	EEE	33
EEE	\$33		DDD	EEE	44
FFF	\$34		DDD	FFF	5
GGG	\$44		FFF	GGG	5

Recursive hierarchies

- similar to convergent ones
 - Moreover: a node can be its ascendant (directly or indirectly)
 - Example: supervisor-subordinate vs. project manager and director as a team member
- they cause cycling
- in practice, their use is mostly conflicting
- implementation
 - as convergent ones



Content

1. Introduction
2. Creating recursive queries
3. Recursive calculation
4. Recursive searching
5. Logical hierarchies
- 6. Recursion termination**
7. Conclusion

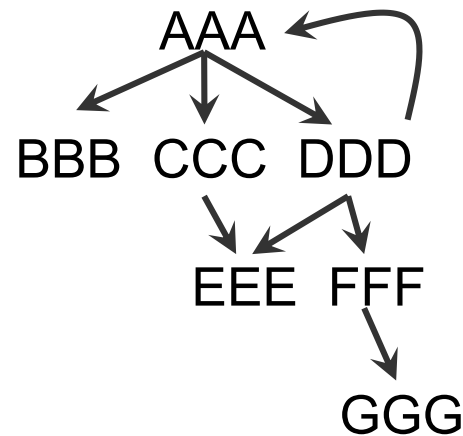
Recursion termination

- How remove cycling in recursive hierarchies?
- Possibilities of stopping the recursion
 - QB Server
 - V MS SQL after reaching the value MAXRECURSION (default 100)
 - after reaching a given level
 - to remember the path and omit already visited nodes

Problem: recursive hierarchies

table RH

PKEY	CKEY
AAA	BBB
AAA	CCC
AAA	DDD
CCC	EEE
DDD	AAA
DDD	FFF
DDD	EEE
FFF	GGG



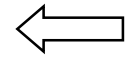
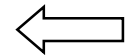
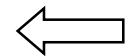
Q12. Find all descendants AAA until level 4

Stopping after reaching n^{th} level (attribute LVL)

```
WITH RECURSIVE PARENT(CKEY, LVL) AS
(SELECT DISTINCT PKEY, 0
 FROM RH
 WHERE PKEY = 'AAA'
 UNION ALL
 SELECT H.CKEY, R.LVL+1
 FROM RH H, PARENT P
 WHERE P.CKEY = H.PKEY
 AND P.LVL + 1 < 4
 )
SELECT CKEY, LVL
FROM PARENT;
```

	CKEY	LVL
1	AAA	0
2	BBB	1
3	CCC	1
4	DDD	1
5	AAA	2
6	EEE	2
7	FFF	2
8	GGG	3
9	BBB	3
10	CCC	3
11	DDD	3
12	EEE	2

N = 4



■ What to do with duplicates in result?

Shift away the duplicates (using 2 CTE)

```
WITH RECURSIVE PARENT(CKEY, LVL) AS
(SELECT DISTINCT PKEY, 0
 FROM RH
 WHERE PKEY = 'AAA'
 UNION ALL
 SELECT H.CKEY, R.LVL+1
 FROM RH H, PARENT R
 WHERE P.CKEY = H.PKEY
 AND P.LVL + 1 < 4
 ),
WITHOUT_DUPL(CKEY, LVL, NUM) AS
(SELECT CKEY, MIN(LVL), COUNT(*)
 FROM PARENT
 GROUP BY CKEY)

SELECT CKEY, LVL, NUM
FROM WITHOUT_DUPL
```

	CKEY	LVL	NUM
1	AAA	0	2
2	BBB	1	2
3	CCC	1	2
4	DDD	1	2
5	EEE	2	2
6	FFF	2	1
7	GGG	3	1

Ommiting already visited nodes

```
WITH PARENT (CKEY, LVL, PATH) AS
(SELECT DISTINCT PKEY, 0, VARCHAR(PKEY, 20)
  FROM RH
  WHERE PKEY = 'AAA'
 UNION ALL
 SELECT H.CKEY, P.LVL + 1,
        P.PATH || '>' || H.CKEY
  FROM RH H, PARENT R
  WHERE P.CKEY = H.PKEY
  AND
        LOCATE(H.CKEY || '>', P.PATH) = 0
 )
SELECT CKEY, LVL, PATH
FROM PARENT;
```

returns the position of
pattern in argument

Result		
CKEY	LVL	PATH
AAA	0	AAA
BBB	1	AAA>BBB
CCC	1	AAA>CCC
DDD	1	AAA>DDD
EEE	2	AAA>CCC>EEE
EEE	2	AAA>DDD>EEE
FFF	2	AAA>DDD>FFF
GGG	3	AAA>DDD>FFF>GGG

Stack vs. recursion

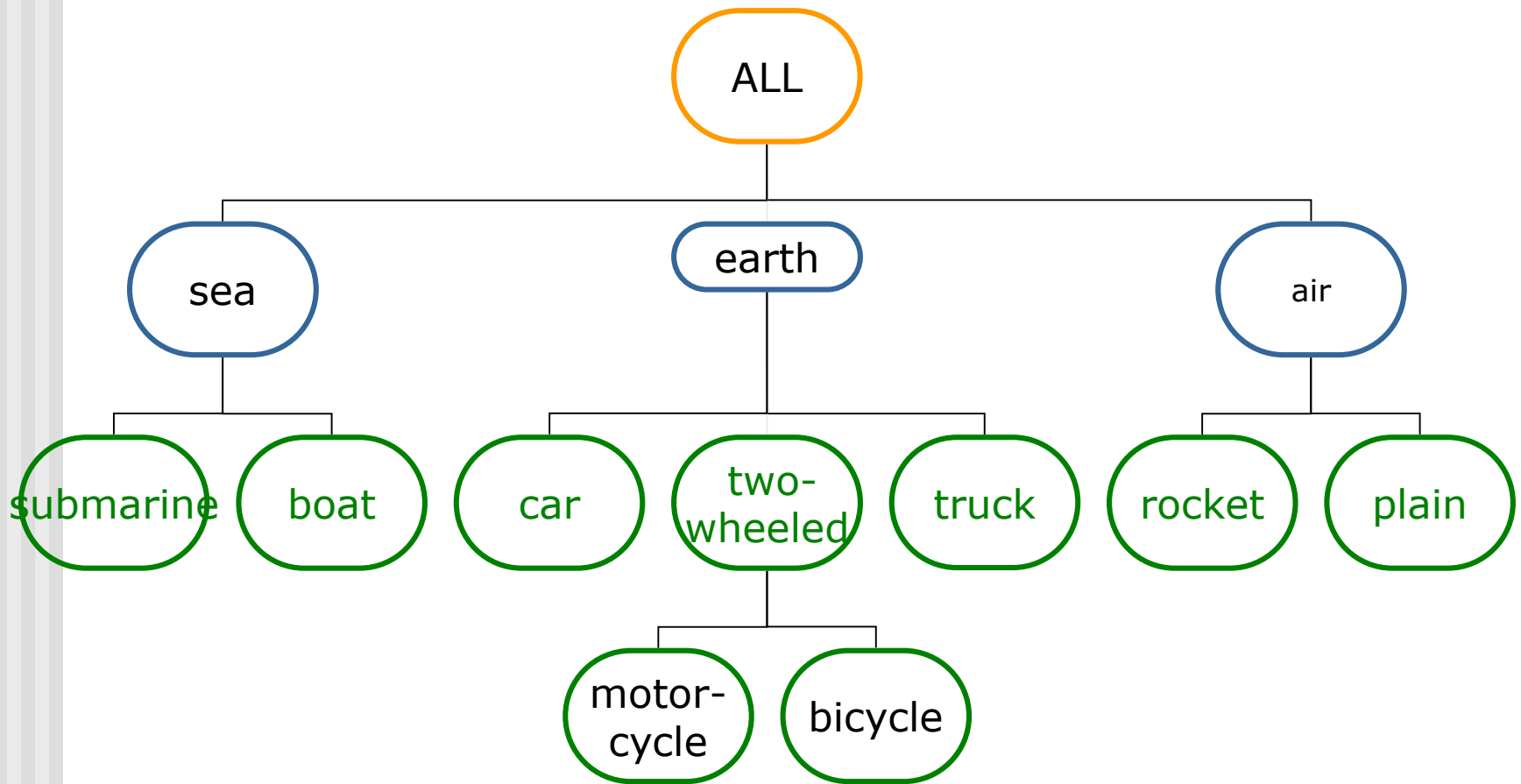
- Problem: how effectively implement recursion – join repeating can lead to that things being calculated repeatedly
- Recursion can be simulated using a stack.
- Stack model is faster than CTE
 - It is usable only for querying hierarchical data

Vehicles(Id, parentID, name)

Example

Id	parentID	name
1	NULL	ALL
2	1	sea
3	1	earth
4	1	air
5	2	submarine
6	2	boat
7	3	car
8	3	two-wheeled
9	3	truck
10	4	rocket
11	4	plain
12	8	motorcycle
13	8	bicycle

Example



Ancestors without recursion (1)

- Can recursion be removed? YES, using the stack.
- We add 2 new columns to the table Vehicles: R_bound and L_bound
- Their values are based on the numbering that occurs through the preorder tree traversal.

Ancestors without recursion (2)

- We fill the table with the data, i.e., for new columns:

```
UPDATE Vehicles SET L_bound = 1 , R_bound = 26 WHERE  
ID = 1
```

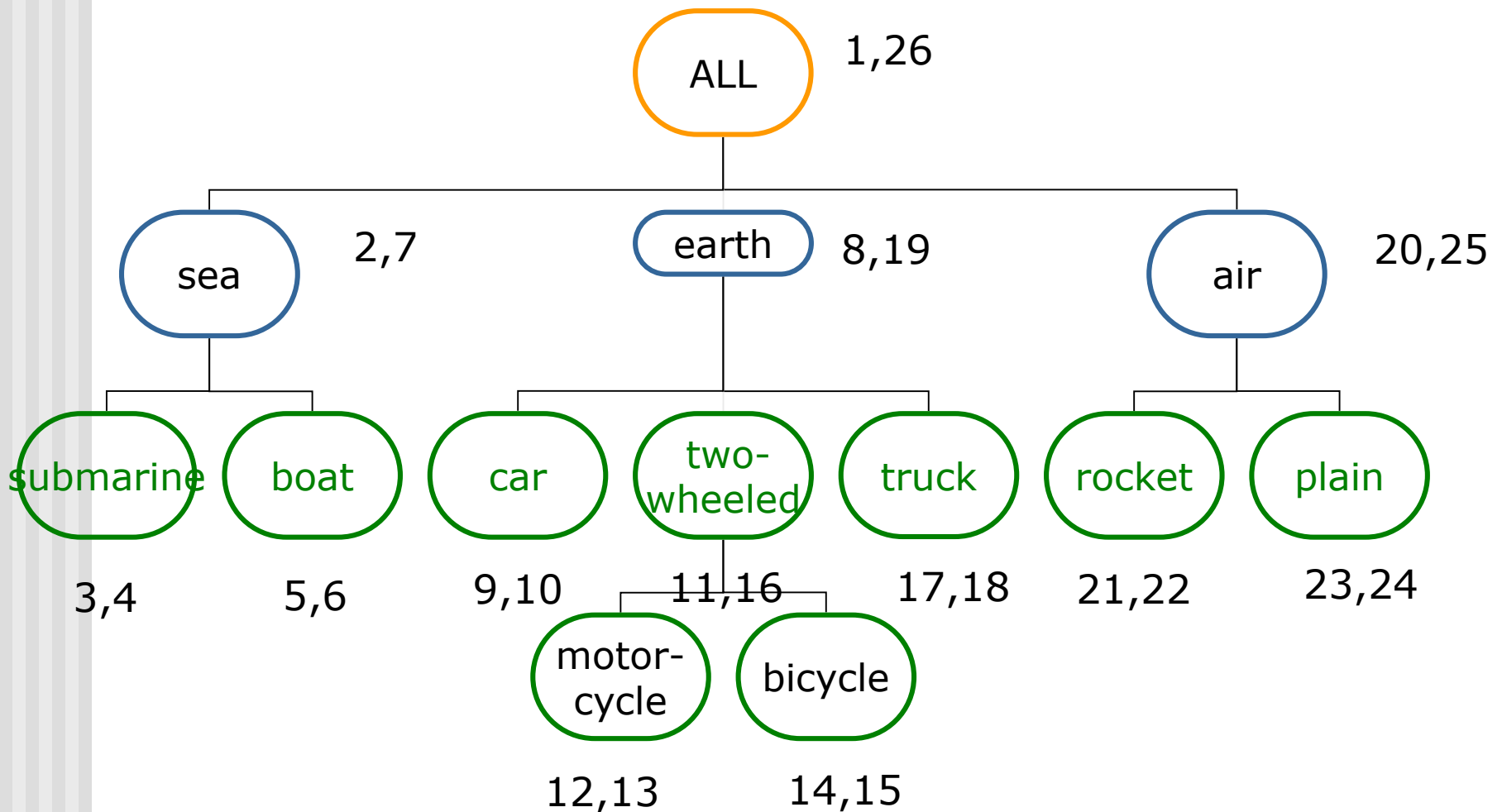
```
UPDATE Vehicles SET L_bound = 2 , R_bound = 7 WHERE  
ID = 2
```

...

```
UPDATE Vehicles SET L_bound = 12 , R_bound = 13  
WHERE ID = 12
```

```
UPDATE Vehicles SET L_bound = 14 , R_bound = 14  
WHERE ID = 13
```


Ancestors - without recursion (3)



Example

Id	parentID	name	L_bound	R_bound
1	NULL	ALL	1	26
2	1	sea	2	7
3	1	earth	8	19
4	1	air	20	25
5	2	submarine	3	4
6	2	boat	5	6
7	3	car	9	10
8	3	two-wheeled	11	16
9	3	truck	17	18
10	4	rocket	21	22
11	4	plain	23	24
12	8	motorcycle	12	13
13	8	bicycle	14	15

Ancestors - without recursion (4)

Query for ancestors of motorcycle uses intervals.

```
SELECT *  
FROM Vehicles  
WHERE R_bound > 12  
      AND L_bound < 13
```

Example

Id	parentID	name	L_bound	R_bound
1	NULL	ALL	1	26
2	1	sea	2	7
3	1	earth	8	19
4	1	air	20	25
5	2	submarine	3	4
6	2	boat	5	6
7	3	car	9	10
8	3	two-wheeled	11	16
9	3	truck	17	18
10	4	rocket	21	22
11	4	plain	23	24
12	8	motorcycle	12	13
13	8	bicycle	14	15